

AUSTRIA KAZAKH TRADED INDEX(EUR)

ISIN: AT0000A05T21 WKN: -

Overview

2024/04/26 17:53:00

Price

837.02 EUR

Difference  2.37% (19.36)

General attributes

ISIN AT0000A05T21

Symbol -

Country Austria

Instruments in index 4

Type of index -

Security type Index

Market data

Open 837.02 EUR

High 837.02 EUR

Low 837.02 EUR

Close (prev. day) 817.66 EUR

Trading volume (m) -

Volume (pcs) -

Top 5

Name 	Price	+ - (%) 	Trend 
NOSTRUM OI...	5.73	+8.32 	
NAC KAZATO...	41.05	+3.79 	
HALYK SAVI...	18.62	+1.75 	

Intraday 1W 1M 6m 1Y 3Y

Flop 5

Name 	Price	+ - (%) 	Trend 
AIR ASTANA...	7.90	-1.25 	

Intraday 1W 1M 6m 1Y 3Y

Futures and Options

Related Futures -

Related Options -

5Y



Information about previous performance does not guarantee future performance.

Source: FactSet

Recent research

on market

Date	Headline	Download
2024/04/26	 Week Ahead	
2024/04/26	 Global Equity Ratings	
2024/04/24	 Credit Markets Weekly	
2024/04/23	 OeKB	
2024/04/19	 Week Ahead	

Details

2024/04/26 17:53:00

Price

837.02 EUR

Difference ▲ 2.37% (19.36)

General attributes

ISIN AT0000A05T21

Symbol -

Country Austria

Security type Index

Instruments in index 4

Market data

Open 837.02 EUR

High 837.02 EUR

Low 837.02 EUR

Close (prev. day) 817.66 EUR

Trading volume (m) -

Volume (pcs) -

Performance and Risk

	6m	1Y	3Y
Perf (%)	+15.84%	+45.34%	+58.31%
Perf (abs.)	+114.48	+261.13	+308.31
Beta	-	-	-
Volatility	19.60	20.32	33.72








Information about previous performance does not guarantee future performance.
Source: FactSet

Price data

Ø price 5 days Ø volume 5 days (pcs.)	819.94 EUR (0)
Ø price 30 days Ø volume 30 days (pcs.)	824.68 EUR (0)
Ø price 100 days Ø volume 100 days (pcs.)	775.90 EUR (0)
Ø price 250 days Ø volume 250 days (pcs.)	702.75 EUR (0)
YTD High date	848.15 EUR (2024/03/21)
YTD Low date	715.19 EUR (2024/01/26)
52 Weeks High date	848.15 EUR (2024/03/21)
52 Weeks Low date	564.39 EUR (2023/06/05)

Composition

Name  ISIN	Price	Diff %  Diff +/-	Performance 	Date Time	Turnover Pc.  Turnover Money 
AIR ASTANA JOINT STOCK CO... US0090632078	7.90	-1.25% -0.10		24/04/26 17:35:04	6,890 54,952.52
HALYK SAVINGS BK OF KAZAK... US46627J3023	18.62	1.75% 0.32		24/04/26 17:35:06	26,702 495,904.94
NAC KAZATOMPROM JSC GDR US63253R2013	41.05	3.79% 1.50		24/04/26 17:35:07	64,212 2,613,526.60
NOSTRUM OIL & GAS PLC GBP... GB00BQVVS097	5.73	8.32% 0.44		24/04/26 17:35:03	1,084 5,796.72