

# AUSTRIA KAZAKH TRADED INDEX(EUR)

ISIN: **AT0000A05T21** WKN: -

## Overview

2024/04/26 17:53:00	
<b>Price</b>	<b>837.02</b> EUR
<b>Difference</b>	<span style="color: green;">▲</span> 2.37% (19.36)
<b>General attributes</b>	
ISIN	AT0000A05T21
Symbol	-
Country	Austria
Instruments in index	4
Type of index	-
Security type	Index
<b>Market data</b>	
Open	837.02 EUR
High	837.02 EUR
Low	837.02 EUR
Close (prev. day)	817.66 EUR
Trading volume (m)	-
Volume (pcs)	-



Information about previous performance does not guarantee future performance.  
Source: FactSet

### Top 5

Name	Price	+ - (%)	Trend
NOSTRUM OI...	5.73	+8.32	<span style="color: green;">▲</span>
NAC KAZATO...	41.05	+3.79	<span style="color: green;">▲</span>
HALYK SAVI...	18.62	+1.75	<span style="color: green;">▲</span>

Intraday | 1W | 1M | 6m | 1Y | 3Y

### Flop 5

Name	Price	+ - (%)	Trend
AIR ASTANA...	7.90	-1.25	<span style="color: red;">▼</span>

Intraday | 1W | 1M | 6m | 1Y | 3Y

### Futures and Options

Related Futures	-
Related Options	-

### Recent research

Date	Headline	Download
2024/04/26	Week Ahead	
2024/04/26	Global Equity Ratings	
2024/04/24	Credit Markets Weekly	
2024/04/23	OeKB	
2024/04/19	Week Ahead	

5Y

## Details

2024/04/26 17:53:00

Price

**837.02** EURDifference  2.37% (19.36)

## General attributes

ISIN AT0000A05T21

Symbol -

Country Austria

Security type Index

Instruments in index 4

## Market data

Open 837.02 EUR

High 837.02 EUR

Low 837.02 EUR

Close (prev. day) 817.66 EUR

Trading volume (m) -

Volume (pcs) -

## Performance and Risk

	6m	1Y	3Y
Perf (%)	+15.84%	+45.34%	+58.31%
Perf (abs.)	+114.48	+261.13	+308.31
Beta	-	-	-
Volatility	19.60	20.32	33.72









Information about previous performance does not guarantee future performance.  
Source: FactSet

## Price data

Ø price 5 days   Ø volume 5 days (pcs.)	819.94 EUR (0)
Ø price 30 days   Ø volume 30 days (pcs.)	824.68 EUR (0)
Ø price 100 days   Ø volume 100 days (pcs.)	775.90 EUR (0)
Ø price 250 days   Ø volume 250 days (pcs.)	702.75 EUR (0)
YTD High   date	848.15 EUR (2024/03/21)
YTD Low   date	715.19 EUR (2024/01/26)
52 Weeks High   date	848.15 EUR (2024/03/21)
52 Weeks Low   date	564.39 EUR (2023/06/05)

## Composition

Name  ISIN	Price	Diff %  Diff +/-	Performance 	Date Time	Turnover Pc.  Turnover Money 
AIR ASTANA JOINT STOCK CO... US0090632078	7.90	-1.25% -0.10		24/04/26 17:35:04	6,890 54,952.52
HALYK SAVINGS BK OF KAZAK... US46627J3023	18.62	1.75% 0.32		24/04/26 17:35:06	26,702 495,904.94
NAC KAZATOMPROM JSC GDR US63253R2013	41.05	3.79% 1.50		24/04/26 17:35:07	64,212 2,613,526.60
NOSTRUM OIL & GAS PLC GBP... GB00BQVVS097	5.73	8.32% 0.44		24/04/26 17:35:03	1,084 5,796.72