

AUSTRIA KAZAKH TRADED INDEX(EUR)

ISIN: **AT0000A05T21** WKN: -

Overview

2024/04/25 17:53:00	
Price	817.66 EUR
Difference	▼ -0.63% (-5.17)
General attributes	
ISIN	AT0000A05T21
Symbol	-
Country	Austria
Instruments in index	4
Type of index	-
Security type	Index
Market data	
Open	817.66 EUR
High	817.66 EUR
Low	817.66 EUR
Close (prev. day)	822.83 EUR
Trading volume (m)	-
Volume (pcs)	-



Information about previous performance does not guarantee future performance.
Source: FactSet

Top 5

Name	Price	+ - (%)	Trend
HALYK SAVI...	18.30	+0.44	➔

Intraday 1W 1M 6m 1Y 3Y

Flop 5

Name	Price	+ - (%)	Trend
NAC KAZATO...	39.55	-1.00	▼

Intraday 1W 1M 6m 1Y 3Y

Futures and Options

Related Futures	-
Related Options	-

Recent research

Date	Headline	Download
2024/04/24	Credit Markets Weekly	
2024/04/23	OeKB	
2024/04/19	Week Ahead	
2024/04/17	Credit Markets Weekly	
2024/04/12	Week Ahead	

Details

2024/04/25 17:53:00

Price

817.66 EURDifference  -0.63% (-5.17)

General attributes

ISIN AT0000A05T21

Symbol -

Country Austria

Security type Index

Instruments in index 4

Market data

Open 817.66 EUR

High 817.66 EUR

Low 817.66 EUR

Close (prev. day) 822.83 EUR

Trading volume (m) -

Volume (pcs) -

Performance and Risk

	6m	1Y	3Y
Perf (%)	+13.16%	+39.38%	+55.16%
Perf (abs.)	+95.12	+231.00	+290.69
Beta	-	-	-
Volatility	19.42	20.19	33.70








Information about previous performance does not guarantee future performance.
Source: FactSet

Price data

Ø price 5 days Ø volume 5 days (pcs.)	812.25 EUR (0)
Ø price 30 days Ø volume 30 days (pcs.)	823.93 EUR (0)
Ø price 100 days Ø volume 100 days (pcs.)	774.96 EUR (0)
Ø price 250 days Ø volume 250 days (pcs.)	701.77 EUR (0)
YTD High date	848.15 EUR (2024/03/21)
YTD Low date	715.19 EUR (2024/01/26)
52 Weeks High date	848.15 EUR (2024/03/21)
52 Weeks Low date	564.39 EUR (2023/06/05)

Composition

Name  ISIN	Price	Diff %  Diff +/-	Performance 	Date Time	Turnover Pc.  Turnover Money 
AIR ASTANA JOINT STOCK CO... US0090632078	8.00	0.00% 0.00		24/04/25 17:35:23	38 304.00
HALYK SAVINGS BK OF KAZAK... US46627J3023	18.30	0.44% 0.08		24/04/25 17:35:11	28,982 533,082.35
NAC KAZATOMPROM JSC GDR US63253R2013	39.55	-1.00% -0.40		24/04/25 17:35:22	14,689 580,724.75
NOSTRUM OIL & GAS PLC GBP... GB00BQVVS097	5.29	0.00% 0.00		24/04/25 17:35:11	21,000 115,231.20