

AUSTRIA KAZAKH TRADED INDEX(EUR)

ISIN: **AT0000A05T21** WKN: -

Overview

2024/04/23 17:53:00

Price

819.16 EURDifference  2.01% (16.13)

General attributes

ISIN AT0000A05T21

Symbol -

Country Austria

Instruments in index 4

Type of index -

Security type Index

Market data

Open 819.16 EUR

High 819.16 EUR

Low 819.16 EUR

Close (prev. day) 803.03 EUR

Trading volume (m) -

Volume (pcs) -

Top 5

Name 	Price	+ - (%) 	Trend 
HALYK SAVI...	18.20	+2.59	
NAC KAZATO...	39.35	+1.42	
AIR ASTANA...	7.95	+1.27	

Intraday 1W 1M 6m 1Y 3Y

Flop 5

Name 	Price	+ - (%) 	Trend 
AIR ASTANA...	7.95	+1.27	
NAC KAZATO...	39.35	+1.42	
HALYK SAVI...	18.20	+2.59	

Intraday 1W 1M 6m 1Y 3Y

Futures and Options

Related Futures -

Related Options -

5Y



Information about previous performance does not guarantee future performance.

Source: FactSet

Recent research

on market		
Date	Headline	Download
2024/04/23	 OeKB	
2024/04/19	 Week Ahead	
2024/04/17	 Credit Markets Weekly	
2024/04/12	 Week Ahead	
2024/04/11	 ECB on course to cut interest rates	

Details

2024/04/23 17:53:00

Price

819.16 EURDifference  2.01% (16.13)

General attributes

ISIN AT0000A05T21

Symbol -

Country Austria

Security type Index

Instruments in index 4

Market data

Open 819.16 EUR

High 819.16 EUR

Low 819.16 EUR

Close (prev. day) 803.03 EUR

Trading volume (m) -

Volume (pcs) -

Performance and Risk

	6m	1Y	3Y
Perf (%)	+18.42%	+46.40%	+55.45%
Perf (abs.)	+127.44	+259.63	+292.19
Beta	-	-	-
Volatility	20.72	20.29	33.74






Information about previous performance does not guarantee future performance.
Source: FactSet

Price data

Ø price 5 days Ø volume 5 days (pcs.)	804.75 EUR (0)
Ø price 30 days Ø volume 30 days (pcs.)	823.29 EUR (0)
Ø price 100 days Ø volume 100 days (pcs.)	773.08 EUR (0)
Ø price 250 days Ø volume 250 days (pcs.)	699.84 EUR (0)
YTD High date	848.15 EUR (2024/03/21)
YTD Low date	715.19 EUR (2024/01/26)
52 Weeks High date	848.15 EUR (2024/03/21)
52 Weeks Low date	564.39 EUR (2023/06/05)

Composition

Name  ISIN	Price	Diff %  Diff +/-	Performance 	Date Time	Turnover Pc.  Turnover Money 
AIR ASTANA JOINT STOCK CO... US0090632078	7.95	1.27% 0.10		24/04/23 17:35:08	33,023 265,719.05
HALYK SAVINGS BK OF KAZAK... US46627J3023	18.20	2.59% 0.46		24/04/23 17:35:20	33,960 618,174.18
NAC KAZATOMPROM JSC GDR US63253R2013	39.35	1.42% 0.55		24/04/23 17:35:25	35,345 1,391,676.15
NOSTRUM OIL & GAS PLC GBP... GB00BQVVS097	5.29	0.00% 0.00		24/04/23 17:35:00	443 2,215.00