

## AUSTRIA KAZAKH TRADED INDEX(EUR)

ISIN: AT0000A05T21 WKN: -

## Overview

2024/05/03 17:53:00

Price

**848.70** EURDifference  -1.33% (-11.43)

## General attributes

ISIN AT0000A05T21

Symbol -

Country Austria

Instruments in index 4

Type of index -

Security type Index

## Market data

Open 848.70 EUR

High 848.70 EUR

Low 848.70 EUR

Close (prev. day) 860.13 EUR

Trading volume (m) -

Volume (pcs) -

## Top 5

Name	Price	+ - (%)	Trend
NOSTRUM OI...	5.76	+1.41	

Intraday 1W 1M 6m 1Y 3Y

## Flop 5

Name	Price	+ - (%)	Trend
NAC KAZATO...	40.35	-1.71	

HALYK SAVI... 18.56 -0.85 AIR ASTANA... 8.75 -0.68 

Intraday 1W 1M 6m 1Y 3Y

## Futures and Options

Related Futures -

Related Options -

5Y



Information about previous performance does not guarantee future performance.

Source: FactSet

## Recent research

on market

Date	Headline	Download
2024/05/03	 Week Ahead	
2024/05/03	 Kommunalkredit Austria AG	
2024/05/02	 FX markets reflect uncertain interest rate outlook	
2024/04/30	 Credit Markets Weekly	
2024/04/30	 AT: Economy recovers, inflation eases	

## Details

2024/05/03 17:53:00

Price

**848.70** EURDifference  -1.33% (-11.43)

## General attributes

ISIN AT0000A05T21

Symbol -

Country Austria

Security type Index

Instruments in index 4

## Market data

Open 848.70 EUR

High 848.70 EUR

Low 848.70 EUR

Close (prev. day) 860.13 EUR

Trading volume (m) -

Volume (pcs) -

## Performance and Risk

	6m	1Y	3Y
Perf (%)	+22.45%	+46.26%	+57.79%
Perf (abs.)	+155.59	+268.44	+310.83
Beta	-	-	-
Volatility	19.44	20.29	33.75








Information about previous performance does not guarantee future performance.  
Source: FactSet

## Price data

Ø price 5 days   Ø volume 5 days (pcs.)	844.09 EUR (0)
Ø price 30 days   Ø volume 30 days (pcs.)	828.17 EUR (0)
Ø price 100 days   Ø volume 100 days (pcs.)	780.84 EUR (0)
Ø price 250 days   Ø volume 250 days (pcs.)	706.29 EUR (0)
YTD High   date	860.13 EUR (2024/05/02)
YTD Low   date	715.19 EUR (2024/01/26)
52 Weeks High   date	860.13 EUR (2024/05/02)
52 Weeks Low   date	564.39 EUR (2023/06/05)

## Composition

Name  ISIN	Price	Diff %  Diff +/-	Performance 	Date Time	Turnover Pc.  Turnover Money 
AIR ASTANA JOINT STOCK CO... US0090632078	8.75	-0.68% -0.06		24/05/03 17:35:27	17,224 151,587.52
HALYK SAVINGS BK OF KAZAK... US46627J3023	18.56	-0.85% -0.16		24/05/03 17:35:17	159,937 2,996,397.07
NAC KAZATOMPROM JSC GDR US63253R2013	40.35	-1.71% -0.70		24/05/03 17:35:17	24,810 1,010,517.40
NOSTRUM OIL & GAS PLC GBP... GB00BQVVS097	5.76	1.41% 0.08	█	24/05/03 17:35:20	122,435 699,610.00