

## AUSTRIA KAZAKH TRADED INDEX(EUR)

ISIN: **AT0000A05T21** WKN: -

## Overview

2024/04/19 17:53:00

Price

**798.55** EURDifference  -0.36% (-2.86)

## General attributes

ISIN AT0000A05T21

Symbol -

Country Austria

Instruments in index 4

Type of index -

Security type Index

## Market data

Open 798.55 EUR

High 798.55 EUR

Low 798.55 EUR

Close (prev. day) 801.41 EUR

Trading volume (m) -

Volume (pcs) -

## Top 5

Name 	Price	+ - (%) 	Trend 
AIR ASTANA...	7.83	+1.16	
HALYK SAVI...	17.46	+0.92	
NOSTRUM OI...	5.54	+0.18	

Intraday 1W 1M 6m 1Y 3Y

## Flop 5

Name 	Price	+ - (%) 	Trend 
NAC KAZATO...	38.65	-0.26	

Intraday 1W 1M 6m 1Y 3Y

## Futures and Options

Related Futures -

Related Options -

5Y



Information about previous performance does not guarantee future performance.

Source: FactSet

## Recent research

on market		
Date	Headline	Download
2024/04/19	 Week Ahead	
2024/04/17	 Credit Markets Weekly	
2024/04/12	 Week Ahead	
2024/04/11	 ECB on course to cut interest rates	
2024/04/10	 Credit Markets Weekly	

## Details

2024/04/19 17:53:00

Price

**798.55** EUR

Difference

**-0.36%** (-2.86)

## General attributes

ISIN AT0000A05T21

Symbol -

Country Austria

Security type Index

Instruments in index 4

## Market data

Open 798.55 EUR

High 798.55 EUR

Low 798.55 EUR

Close (prev. day) 801.41 EUR

Trading volume (m) -

Volume (pcs) -

## Performance and Risk

	6m	1Y	3Y
Perf (%)	+13.30%	+43.15%	+45.51%
Perf (abs.)	+93.77	+240.70	+249.74
Beta	-	-	-
Volatility	20.63	20.55	33.69












Information about previous performance does not guarantee future performance.

Source: FactSet

## Price data

Ø price 5 days   Ø volume 5 days (pcs.)	805.74 EUR (0)
Ø price 30 days   Ø volume 30 days (pcs.)	822.76 EUR (0)
Ø price 100 days   Ø volume 100 days (pcs.)	771.45 EUR (0)
Ø price 250 days   Ø volume 250 days (pcs.)	697.99 EUR (0)
YTD High   date	848.15 EUR (2024/03/21)
YTD Low   date	715.19 EUR (2024/01/26)
52 Weeks High   date	848.15 EUR (2024/03/21)
52 Weeks Low   date	559.15 EUR (2023/04/20)

## Composition

Name  ISIN	Price	Diff %  Diff +/-	Performance 	Date Time	Turnover Pc.  Turnover Money 
AIR ASTANA JOINT STOCK CO... US0090632078	7.83	1.16% 0.09		24/04/19 17:35:04	6,681 53,095.67
HALYK SAVINGS BK OF KAZAK... US46627J3023	17.46	0.92% 0.16		24/04/19 17:35:18	30,079 523,852.14
NAC KAZATOMPROM JSC GDR US63253R2013	38.65	-0.26% -0.10		24/04/19 17:35:00	61,006 2,346,163.25
NOSTRUM OIL & GAS PLC GBP... GB00BQVVS097	5.54	0.18% 0.01		24/04/19 17:35:28	- -