

AUSTRIA KAZAKH TRADED INDEX(EUR)

ISIN: **AT0000A05T21** WKN: -

Overview

2024/04/17 17:53:00

Price

801.61 EURDifference  0.32% (2.56)

General attributes

ISIN AT0000A05T21

Symbol -

Country Austria

Instruments in index 4

Type of index -

Security type Index

Market data

Open 801.61 EUR

High 801.61 EUR

Low 801.61 EUR

Close (prev. day) 799.05 EUR

Trading volume (m) -

Volume (pcs) -

Top 5

Name	Price	+ - (%)	Trend
HALYK SAVI...	17.40	+1.40	
NOSTRUM OI...	5.51	+0.36	

Intraday 1W 1M 6m 1Y 3Y

Flop 5

Name	Price	+ - (%)	Trend
AIR ASTANA...	7.80	-2.50	
NAC KAZATO...	38.05	-0.39	

Intraday 1W 1M 6m 1Y 3Y

Futures and Options

Related Futures -

Related Options -











5Y



Information about previous performance does not guarantee future performance.

Source: FactSet

Recent research

Date	Headline	Download
2024/04/17	 Credit Markets Weekly	
2024/04/12	 Week Ahead	
2024/04/11	 ECB on course to cut interest rates	
2024/04/10	 Credit Markets Weekly	
2024/04/09	 Nova Kreditna banka Maribor d.d.	

Details

2024/04/17 17:53:00

Price

801.61 EURDifference  0.32% (2.56)

General attributes

ISIN AT0000A05T21

Symbol -

Country Austria

Security type Index

Instruments in index 4

Market data

Open 801.61 EUR

High 801.61 EUR

Low 801.61 EUR

Close (prev. day) 799.05 EUR

Trading volume (m) -

Volume (pcs) -

Performance and Risk

	6m	1Y	3Y
Perf (%)	+14.65%	+42.05%	+49.93%
Perf (abs.)	+102.46	+237.28	+266.96
Beta	-	-	-
Volatility	20.65	20.55	33.73












Information about previous performance does not guarantee future performance.

Source: FactSet

Price data

Ø price 5 days Ø volume 5 days (pcs.)	819.92 EUR (0)
Ø price 30 days Ø volume 30 days (pcs.)	822.42 EUR (0)
Ø price 100 days Ø volume 100 days (pcs.)	770.23 EUR (0)
Ø price 250 days Ø volume 250 days (pcs.)	696.22 EUR (0)
YTD High date	848.15 EUR (2024/03/21)
YTD Low date	715.19 EUR (2024/01/26)
52 Weeks High date	848.15 EUR (2024/03/21)
52 Weeks Low date	555.45 EUR (2023/04/18)

Composition

Name  ISIN	Price	Diff %  Diff +/-	Performance 	Date Time	Turnover Pc.  Turnover Money 
AIR ASTANA JOINT STOCK CO... US0090632078	7.80	-2.50% -0.20		24/04/17 17:35:14	10,443 82,751.01
HALYK SAVINGS BK OF KAZAK... US46627J3023	17.40	1.40% 0.24		24/04/17 17:35:13	59,039 1,028,777.04
NAC KAZATOMPROM JSC GDR US63253R2013	38.05	-0.39% -0.15		24/04/17 17:35:19	79,788 3,064,622.15
NOSTRUM OIL & GAS PLC GBP... GB00BQVVS097	5.51	0.36% 0.02		24/04/17 17:35:08	- -