

## MARUBENI CORP

ISIN: JP3877600001 WKN: 8002

## Overview

2024/04/25 08:11:53

Price

15.916 EUR

Difference  -1.69% (-0.27)

## General attributes

ISIN	JP3877600001
Symbol	8002
Exchange	Berlin
Currency	EUR
Sector	Commerce
Security type	Stock
Market cap (m)	26,944 EUR
Benchmark	NIKKEI 225

## Market data

Bid (Bid size)	-
Ask (Ask size)	-
Open	15.916 EUR
High	15.916 EUR
Low	15.916 EUR
Close (prev. day)	16.19 EUR
VWAP	-
Volume (pcs)	0
Trading volume	0.00
Number of trades	1
Last size	0

## Futures and Options





Related Futures	-
Related Options	-

5Y



Information about previous performance does not guarantee future performance.  
Source: FactSet

## Recent research

on sector		on market	
Date		Headline	Download
2024/04/03		Global Equity Ratings	
2024/03/13		Global Equity Ratings	
2024/02/22		Global Equity Ratings	
2024/02/14		Global Equity Ratings	
2024/01/23		Global Equity Ratings	

## Details

2024/04/25 08:11:53

## Price

15.916 EUR

Difference ▼ -1.69% (-0.27)

## General attributes

ISIN	JP3877600001
Symbol	8002
Exchange	Berlin
Currency	EUR
Sector	Commerce
Security type	Stock
Market cap (m)	26,944 EUR
Benchmark	NIKKEI 225

## Market data

Bid (Bid size)	-
Ask (Ask size)	-
Open	15.916 EUR
High	15.916 EUR
Low	15.916 EUR
Close (prev. day)	16.19 EUR
VWAP	-
Volume (pcs)	0
Trading volume	0.00
Number of trades	1
Last size	0

## Performance and Risk

	6m	1Y	3Y
Perf (%)	+20.10%	+22.65%	+138.90%
Perf (abs.)	+2.71	+2.99	+9.41
Beta	0.93	1.07	0.97
Volatility	22.82	26.69	28.33

5Y



Information about previous performance does not guarantee future performance.  
Source: FactSet

## Price data

Ø price 5 days   Ø volume 5 days (pcs.)	16.006 EUR (0)
Ø price 30 days   Ø volume 30 days (pcs.)	15.825 EUR (19)
Ø price 100 days   Ø volume 100 days (pcs.)	15.196 EUR (51)
Ø price 250 days   Ø volume 250 days (pcs.)	14.901 EUR (61)
YTD High   date	16.664 EUR (2024/04/15)
YTD Low   date	14.145 EUR (2024/01/03)
52 Weeks High   date	16.995 EUR (2023/06/22)
52 Weeks Low   date	12.480 EUR (2023/05/04)

## All listings for MARUBENI CORP

Exchange	Date	Time	Price	Trading volume (mio.)	Number of trades
Tradegate	2024/04/25	22:26	16.174 EUR	0.06	19
Tokyo Stock Exchange	2024/04/25	08:00	2,670.50 JPY	121.27	8,472
Stuttgart	2024/04/25	08:18	15.766 EUR	0.00	3
Munich	2024/04/25	14:33	16.254 EUR	0.01	2
Frankfurt	2024/04/25	17:07	15.934 EUR	0.03	3

	25					
FINRA other OTC Issues	2024/04/25	20:17	16.988 USD	0.03		18
Duesseldorf	2024/04/25	19:31	15.882 EUR	0.00		7
Berlin	2024/04/25	08:11	15.916 EUR	0.00		1

## Company profile

### Company Logo

**Marubeni**

### Company Profile

-

### Contact Details

MARUBENI

--

4-2, Ohtemachi 1-chome 100-8088 Chiyoda-ku, Tokyo

Telefon: +81 3 3282 2111

Fax: +81 3 3282 4241

E-mail: -