

AQUA METALS INC.

ISIN: **US03837J1016** WKN: **03837J101**

Overview

2024/09/13 20:07:38

Price
0.1978 EURDifference  -0.40% (-0.00)

General attributes

ISIN	US03837J1016
Symbol	AQMS
Exchange	Stuttgart
Currency	EUR
Sector	Industry
Security type	Stock
Market cap (m)	27 EUR
Benchmark	S&P 500

Market data

Bid (Bid size)	- (0)
Ask (Ask size)	- (0)
Open	0.1964 EUR
High	0.1978 EUR
Low	0.193 EUR
Close (prev. day)	0.1986 EUR
VWAP	-
Volume (pcs)	0
Trading volume	0.00
Number of trades	5
Last size	0

Futures and Options










Related Futures	-
Related Options	-

5Y



Information about previous performance does not guarantee future performance.
Source: FactSet

Recent research

on sector		on market	
Date		Headline	Download
2024/09/11		Global Equity Ratings	
2024/09/05		Global Equity Ratings	
2024/08/12		Global Equity Ratings	
2024/07/24		Global Equity Ratings	
2024/07/12		Global Equity Ratings	

Details

2024/09/13 20:07:38

Price
0.1978 EUR

Difference ▼ -0.40% (-0.00)

General attributes

ISIN	US03837J1016
Symbol	AQMS
Exchange	Stuttgart
Currency	EUR
Sector	Industry
Security type	Stock
Market cap (m)	27 EUR
Benchmark	S&P 500

Market data

Bid (Bid size)	- (0)
Ask (Ask size)	- (0)
Open	0.1964 EUR
High	0.1978 EUR
Low	0.193 EUR
Close (prev. day)	0.1986 EUR
VWAP	-
Volume (pcs)	0
Trading volume	0.00
Number of trades	5
Last size	0

Performance and Risk

	6m	1Y	3Y
Perf (%)	-55.60%	-80.38%	-89.02%
Perf (abs.)	-0.25	-0.81	-1.60
Beta	-	-	-
Volatility	104.78	88.65	84.57

5Y



Information about previous performance does not guarantee future performance.
Source: FactSet

Price data

Ø price 5 days Ø volume 5 days (pcs.)	0.1928 EUR (0)
Ø price 30 days Ø volume 30 days (pcs.)	0.1975 EUR (706)
Ø price 100 days Ø volume 100 days (pcs.)	0.3048 EUR (241)
Ø price 250 days Ø volume 250 days (pcs.)	0.5201 EUR (115)
YTD High date	0.6870 EUR (2024/01/02)
YTD Low date	0.1676 EUR (2024/08/06)
52 Weeks High date	1.1020 EUR (2023/09/27)
52 Weeks Low date	0.1676 EUR (2024/08/06)

Arbitrage views

Exchange ⊕	Date	Time	Price	Trading volume (mio.)	Number of trades
Tradegate	2024/09/13	22:26	0.203 EUR	0.00	2
Stuttgart	2024/09/13	20:07	0.1978 EUR	0.00	5
Nasdaq	2024/09/13	22:00	0.2226 USD	0.08	1,353
Munich	2024/09/13	08:03	0.1994 EUR	0.00	1
London Stock	2022/03/	14:59	1.08 USD	0.01	1

Exchange	15					
Frankfurt	2024/09/ 13	08:20	0.179 EUR	0.00		2
Duesseldorf	2024/09/ 13	19:31	0.1938 EUR	0.00		5
Berlin	2024/09/ 13	20:21	0.203 EUR	0.00		17

Company profile

Company Logo



Company Profile

-

Contact Details

AQUA METALS

--

Telefon: -

Fax: -

E-mail: -