

SUNNY OPTICAL TECH.GRP CORP LTD.

15 minutes delayed

ISIN: **KYG8586D1097**

WKN: -

Overview

2024/04/19 10:08:35 15 minutes delayed

5Y

Price

35.65 HKD

Difference  -4.93% (-1.85)

General attributes

ISIN KYG8586D1097

Symbol 2382

Exchange Hong Kong Stock Exchange

Currency HKD

Sector Other

Security type Stock

Market cap (m) 4,668 EUR

Benchmark MSCI WORLD INDEX (STRD, UHD)

Market data

Bid (Bid size) -

Ask (Ask size) -

Open 37.15 HKD

High 37.15 HKD

Low 35.15 HKD

Close (prev. day) 37.50 HKD

VWAP 35.718637 HKD

Volume (pcs) -

Trading volume -

Number of trades -


Last size -

Futures and Options

Related Futures -

Related Options -











PDF Downloads

Company report: SUNNY OPTICAL
TECH.GRP CORP LTD. 

Information about previous performance does not guarantee future performance.
Source: FactSet

Recent research

on sector

| Date | | Headline | Download |
|------------|---|-----------------------|---|
| 2024/04/03 |  | Global Equity Ratings |  |
| 2024/03/13 |  | Global Equity Ratings |  |
| 2024/02/22 |  | Global Equity Ratings |  |
| 2024/02/14 |  | Global Equity Ratings |  |
| 2024/01/23 |  | Global Equity Ratings |  |

Details

2024/04/19 10:08:35 15 minutes delayed

Price

35.65 HKD

Difference  -4.93% (-1.85)

General attributes

| | |
|----------------|------------------------------|
| ISIN | KYG8586D1097 |
| Symbol | 2382 |
| Exchange | Hong Kong Stock Exchange |
| Currency | HKD |
| Sector | Other |
| Security type | Stock |
| Market cap (m) | 4,668 EUR |
| Benchmark | MSCI WORLD INDEX (STRD, UHD) |

Market data

| | |
|-------------------|---------------|
| Bid (Bid size) | - |
| Ask (Ask size) | - |
| Open | 37.15 HKD |
| High | 37.15 HKD |
| Low | 35.15 HKD |
| Close (prev. day) | 37.50 HKD |
| VWAP | 35.718637 HKD |
| Volume (pcs) | - |
| Trading volume | - |
| Number of trades | - |
| Last size | - |

Performance and Risk

| | 6m | 1Y | 3Y |
|-------------|---------|---------|---------|
| Perf (%) | -45.41% | -60.23% | -81.68% |
| Perf (abs.) | -29.65 | -54.00 | -158.95 |
| Beta | 1.21 | 1.41 | 0.57 |
| Volatility | 55.26 | 52.54 | 56.01 |

5Y



Information about previous performance does not guarantee future performance.
Source: FactSet

Price data

| | |
|---|------------------------|
| Ø price 5 days Ø volume 5 days (pcs.) | 37.47 HKD (-) |
| Ø price 30 days Ø volume 30 days (pcs.) | 44.59 HKD (-) |
| Ø price 100 days Ø volume 100 days (pcs.) | 55.60 HKD (-) |
| Ø price 250 days Ø volume 250 days (pcs.) | 64.70 HKD (-) |
| YTD High date | 71.95 HKD (2024/01/02) |
| YTD Low date | 35.15 HKD (2024/04/19) |
| 52 Weeks High date | 90.60 HKD (2023/04/20) |
| 52 Weeks Low date | 35.15 HKD (2024/04/19) |

All listings for SUNNY OPTICAL TECH.GRP CORP LTD.

| Exchange  | Date | Time | Price | Trading volume (mio.) | Number of trades |
|--|------------|-------|-------------|-----------------------|------------------|
| Tradegate | 2024/04/19 | 16:01 | 4.349 EUR | 0.00 | 1 |
| Stuttgart | 2024/04/19 | 10:33 | 4.1975 EUR | 0.00 | 2 |
| Munich | 2024/04/19 | 09:32 | 4.3455 EUR | 0.00 | 2 |
| London Stock Exchange | 2024/04/17 | 11:08 | 37.8588 HKD | 0.08 | 1 |
| Hong Kong Stock | 2024/04/19 | 10:08 | 35.65 HKD | - | - |

| | | | | | | |
|---------------------------|----------------|-------|--------|-----|------|---|
| Exchange | 19 | | | | | |
| Frankfurt | 2024/04/ 19 | 08:20 | 4.1855 | EUR | 0.00 | 1 |
| FINRA other OTC Issues | 2024/04/ 15 | 19:31 | 5.00 | USD | 0.00 | 1 |
| Duesseldorf | 2024/04/ 19 | 12:30 | 4.1855 | EUR | 0.00 | 3 |
| Berlin | 2024/04/ 19 | 08:08 | 4.1825 | EUR | 0.00 | 1 |

Company profile

Company Logo

Contact Details

SUNNY OPTICAL TECHNOLOGY (GROUP)
CO. LTD.

--

No. 66-68, Shunke Road - 315400 Yuyao

Telefon: +86-574-62538080

Fax: +86-574-62538111

E-mail: -

PDF Downloads

Company report: SUNNY OPTICAL
TECH.GRP CORP LTD.



Company Profile

Sunny Optical Technology (Group) Co. Ltd. is an investment holding company, which engages in the manufacture of integrated optical components and products. It operates through the following segments: Optical Components, Optoelectronic Products, and Optical Instruments. The Optical Components segment manufactures and sells lenses and lens modules. The Optoelectronic Products segment produces cell phone camera modules and photoelectric vision products. The Optical Instrument segment includes microscopic, analytical, and surveying instruments. The company was founded by Ye Liao Ning and Wang Wen Jian in October 1984 and is headquartered in Yuyao, China.

Members of Management Board

Yang Sun Chairman of Managing Board

Liaoning Ye Member of Executive
Committee

Wenjie Wang Member of Executive
Committee

Board of directors

Liao Ning Ye Chairman of Supervisory
Board

Hua Jun Feng Member of Supervisory
Board

Li Na Jia Member of Supervisory
Board

Wen Jian Wang Member of Supervisory
Board

Wen Jie Wang Member of Supervisory
Board

Yang Dong Shao Member of Supervisory
Board