

## AUSTRIA CROX(EUR)

ISIN: AT0000A02WU3 WKN: -

## Overview

2024/09/18 14:42:27

Price

**1,939.09** EURDifference  -0.22% (-4.36)

## General attributes

ISIN AT0000A02WU3

Symbol -

Country Austria

Instruments in index 7

Type of index -

Security type Index

## Market data

Open 1,938.21 EUR

High 1,942.00 EUR

Low 1,934.42 EUR

Close (prev. day) 1,943.45 EUR

Trading volume (m) -

Volume (pcs) -

## Top 5

Name	Price	+ - (%)	Trend
HRVATSKI T...	32.30	+0.31	

Intraday	1W	1M	6m	1Y	3Y

## Flop 5

Name	Price	+ - (%)	Trend
PODRAVKA D...	156.00	-1.27	
ERICSSON N...	185.50	-0.80	

Intraday	1W	1M	6m	1Y	3Y

## Futures and Options

Related Futures -

Related Options -

5Y









Information about previous performance does not guarantee future performance.

Source: FactSet

## Recent research

on market

Date	Headline	Download
2024/09/18	 Credit Markets Weekly	
2024/09/13	 Austria   Economy stagnates in 2024, inflation fur...	
2024/09/13	 Week Ahead	
2024/09/12	 ECB cuts further	
2024/09/11	 Oberbank AG	

## Details

2024/09/18 14:42:27

Price

**1,939.09** EUR

Difference

**-0.22%** (-4.36)

## General attributes

ISIN AT0000A02WU3

Symbol -

Country Austria

Security type Index

Instruments in index 7

## Market data

Open 1,938.21 EUR

High 1,942.00 EUR

Low 1,934.42 EUR

Close (prev. day) 1,943.45 EUR

Trading volume (m) -

Volume (pcs) -

## Performance and Risk

	6m	1Y	3Y
Perf (%)	+8.38%	+20.87%	+56.32%
Perf (abs.)	+150.19	+335.51	+700.21
Beta	-	-	-
Volatility	7.87	8.39	10.56



5Y


Information about previous performance does not guarantee future performance.

Source: FactSet

## Price data

Ø price 5 days   Ø volume 5 days (pcs.)	1,941.11 EUR (0)
Ø price 30 days   Ø volume 30 days (pcs.)	1,936.01 EUR (0)
Ø price 100 days   Ø volume 100 days (pcs.)	1,855.23 EUR (0)
Ø price 250 days   Ø volume 250 days (pcs.)	1,755.82 EUR (0)
YTD High   date	1,964.68 EUR (2024/08/01)
YTD Low   date	1,685.42 EUR (2024/01/02)
52 Weeks High   date	1,964.68 EUR (2024/08/01)
52 Weeks Low   date	1,512.79 EUR (2023/10/20)

## Composition

Name  ISIN	Price	Diff %  Diff +/-	Performance 	Date Time	Turnover Pc.  Turnover Money 
ADRIS GRUPA D.D. HRADRSPA0009	59.00	0.00% 0.00		24/09/18 14:00:34	58 3,422.00
ERICSSON NIKOLA TESLA D.D... HRERNTA0000	185.50	-0.80% -1.50		24/09/18 11:54:43	22 4,081.00
HRVATSKI TELEKOM D.D. NPV HRHT00RA0005	32.30	0.31% 0.10		24/09/18 14:42:27	1,342 43,275.90
KONCAR ELEKTROINDUSTRIJA ... HRKOEIRA0009	370.00	0.00% 0.00		24/09/18 13:47:57	64 23,694.00
PODRAVKA DD EUR30.00 HRPODRRA0004	156.00	-1.27% -2.00		24/09/18 09:31:04	703 109,668.00
VALAMAR RIVIERA D.D. HRRIVPRA0000	5.14	0.00% 0.00		24/09/18 13:31:34	19,619 100,674.28
ZAGREBACKA BANKA D.D. HRZABARA0009	19.20	0.00% 0.00		24/09/18 14:02:53	1,176 22,616.70