

AUSTRIA CROX(EUR)

ISIN: AT0000A02WU3 WKN: -

Overview

2024/05/08 17:45:00

Price

1,792.52 EURDifference  -0.33% (-5.89)

General attributes

ISIN AT0000A02WU3

Symbol -

Country Austria

Instruments in index 7

Type of index -

Security type Index

Market data

Open 1,798.41 EUR

High 1,798.41 EUR

Low 1,792.52 EUR

Close (prev. day) 1,798.41 EUR

Trading volume (m) -


Volume (pcs) -

Top 5

Name	Price	+ - (%)	Trend
ZAGREBACKA...	17.10	+0.29	

Intraday	1W	1M	6m	1Y	3Y

Flop 5

Name	Price	+ - (%)	Trend
KONCAR ELE...	262.00	-1.50	

VALAMAR RI...	5.04	-0.79	
---------------	------	-------	---

HRVATSKI T...	30.60	-0.33	
---------------	-------	-------	---

Intraday	1W	1M	6m	1Y	3Y

Futures and Options

Related Futures -

Related Options -

5Y











Information about previous performance does not guarantee future performance.

Source: FactSet

Recent research

on market

Date	Headline	Download
2024/05/08	 Credit Markets Weekly	
2024/05/03	 Week Ahead	
2024/05/03	 Kommunalkredit Austria AG	
2024/05/02	 FX markets reflect uncertain interest rate outlook	
2024/04/30	 Credit Markets Weekly	

Details

2024/05/08 17:45:00

Price

1,792.52 EURDifference  -0.33% (-5.89)

General attributes

ISIN AT0000A02WU3

Symbol -

Country Austria

Security type Index

Instruments in index 7

Market data

Open 1,798.41 EUR

High 1,798.41 EUR

Low 1,792.52 EUR

Close (prev. day) 1,798.41 EUR

Trading volume (m) -

Volume (pcs) -

Performance and Risk

	6m	1Y	3Y
Perf (%)	+14.57%	+31.22%	+46.75%
Perf (abs.)	+227.99	+426.44	+571.04
Beta	-	-	-
Volatility	8.41	9.46	10.42



Information about previous performance does not guarantee future performance.

Source: FactSet

Price data

Ø price 5 days Ø volume 5 days (pcs.)	1,795.51 EUR (0)
Ø price 30 days Ø volume 30 days (pcs.)	1,805.71 EUR (0)
Ø price 100 days Ø volume 100 days (pcs.)	1,766.33 EUR (0)
Ø price 250 days Ø volume 250 days (pcs.)	1,618.70 EUR (0)
YTD High date	1,838.78 EUR (2024/03/25)
YTD Low date	1,685.42 EUR (2024/01/02)
52 Weeks High date	1,838.78 EUR (2024/03/25)
52 Weeks Low date	1,350.28 EUR (2023/05/12)

Composition

Name  ISIN	Price	Diff %  Diff +/-	Performance 	Date Time	Turnover Pc.  Turnover Money 
ADRIS GRUPA D.D. HRADRSPA0009	60.80	0.00% 0.00		24/05/08 16:25:00	334 20,387.40
ERICSSON NIKOLA TESLA D.D... HRERNTA0000	203.00	0.00% 0.00		24/05/08 16:25:00	582 118,282.00
HRVATSKI TELEKOM D.D. NPV HRHT00RA0005	30.60	-0.33% -0.10		24/05/08 16:25:00	11,274 345,050.30
KONCAR ELEKTROINDUSTRIJA ... HRKOEIRA0009	262.00	-1.50% -4.00		24/05/08 16:25:00	122 32,172.00
PODRAVKA DD EUR30.00 HRPODRRA0004	157.00	0.00% 0.00		24/05/08 16:25:00	92 14,445.50
VALAMAR RIVIERA D.D. HRRIVPRA0000	5.04	-0.79% -0.04		24/05/08 16:25:00	5,593 28,197.18
ZAGREBACKA BANKA D.D. HRZABARA0009	17.10	0.29% 0.05		24/05/08 16:25:00	539 9,221.15