

## AUSTRIA CROX(EUR)

ISIN: AT0000A02WU3 WKN: -

## Overview

2024/04/29 17:45:00

Price

**1,792.50** EURDifference  -0.63% (-11.30)

## General attributes

ISIN AT0000A02WU3

Symbol -

Country Austria

Instruments in index 7

Type of index -

Security type Index

## Market data

Open 1,803.80 EUR

High 1,803.80 EUR


Low 1,791.25 EUR

Close (prev. day) 1,803.80 EUR

Trading volume (m) -

Volume (pcs) -

## Top 5

Name	Price	+ - (%)	Trend
ADRIS GRUP...	62.40	+0.65	

Intraday	1W	1M	6m	1Y	3Y

## Flop 5

Name	Price	+ - (%)	Trend
VALAMAR RI...	5.04	-3.45	
ZAGREBACKA...	16.60	-0.90	
PODRAVKA D...	157.00	-0.63	
HRVATSKI T...	30.50	-0.33	

Intraday	1W	1M	6m	1Y	3Y

## Futures and Options

Related Futures -

Related Options -

5Y



Information about previous performance does not guarantee future performance.

Source: FactSet

## Recent research

on market

Date	Headline	Download
2024/04/29	 HYPO NOE	
2024/04/26	 Week Ahead	
2024/04/26	 Global Equity Ratings	
2024/04/24	 Credit Markets Weekly	
2024/04/23	 OeKB	

## Details

2024/04/29 17:45:00

Price

**1,792.50** EURDifference  -0.63% (-11.30)

## General attributes

ISIN AT0000A02WU3

Symbol -

Country Austria

Security type Index

Instruments in index 7

## Market data

Open 1,803.80 EUR

High 1,803.80 EUR

Low 1,791.25 EUR

Close (prev. day) 1,803.80 EUR

Trading volume (m) -

Volume (pcs) -

## Performance and Risk

	6m	1Y	3Y
Perf (%)	+16.94%	+31.97%	+49.08%
Perf (abs.)	+259.70	+434.27	+590.16
Beta	-	-	-
Volatility	8.60	9.50	10.44






5Y

Information about previous performance does not guarantee future performance.  
Source: FactSet

## Price data

Ø price 5 days   Ø volume 5 days (pcs.)	1,791.25 EUR (0)
Ø price 30 days   Ø volume 30 days (pcs.)	1,808.64 EUR (0)
Ø price 100 days   Ø volume 100 days (pcs.)	1,756.74 EUR (0)
Ø price 250 days   Ø volume 250 days (pcs.)	1,608.15 EUR (0)
YTD High   date	1,838.78 EUR (2024/03/25)
YTD Low   date	1,685.42 EUR (2024/01/02)
52 Weeks High   date	1,838.78 EUR (2024/03/25)
52 Weeks Low   date	1,350.28 EUR (2023/05/12)

## Composition

Name  ISIN	Price	Diff %  Diff +/-	Performance 	Date Time	Turnover Pc.  Turnover Money 
ADRIS GRUPA D.D. HRADRSPA0009	62.40	0.65% 0.40		24/04/29 16:25:00	515 31,936.00
ERICSSON NIKOLA TESLA D.D... HRERNTA0000	203.00	0.00% 0.00		24/04/29 16:25:00	551 112,042.00
HRVATSKI TELEKOM D.D. NPV HRHT00RA0005	30.50	-0.33% -0.10		24/04/29 16:25:00	1,059 32,301.60
KONCAR ELEKTROINDUSTRIJA ... HRKOEIRA0009	266.00	0.00% 0.00		24/04/29 16:25:00	145 38,570.00
PODRAVKA DD EUR30.00 HRPODRRA0004	157.00	-0.63% -1.00		24/04/29 16:25:00	227 35,690.00
VALAMAR RIVIERA D.D. HRRIVPRA0000	5.04	-3.45% -0.18		24/04/29 16:25:00	13,911 69,712.30
ZAGREBACKA BANKA D.D. HRZABARA0009	16.60	-0.90% -0.15		24/04/29 16:25:00	4,646 77,452.25