

AUSTRIA CROX(EUR)

ISIN: **AT0000A02WU3** WKN: -

Overview

2024/04/26 17:45:00

Price

1,803.80 EURDifference  0.39% (6.93)

General attributes

ISIN AT0000A02WU3

Symbol -

Country Austria

Instruments in index 7

Type of index -

Security type Index

Market data

Open 1,796.87 EUR

High 1,803.87 EUR

Low 1,790.13 EUR

Close (prev. day) 1,796.87 EUR

Trading volume (m) -





Volume (pcs) -

Top 5

Name 	Price	+ - (%) 	Trend 
ADRIS GRUP...	62.00	+1.31	
PODRAVKA D...	158.00	+0.64	
ZAGREBACKA...	16.75	+0.60	
VALAMAR RI...	5.22	+0.38	

Intraday 1W 1M 6m 1Y 3Y

Flop 5

Name 	Price	+ - (%) 	Trend 
ERICSSON N...	203.00	-0.49	

Intraday 1W 1M 6m 1Y 3Y

Futures and Options

Related Futures -

Related Options -

5Y



Information about previous performance does not guarantee future performance.

Source: FactSet

Recent research

on market

Date	Headline	Download
2024/04/26	 Week Ahead	
2024/04/26	 Global Equity Ratings	
2024/04/24	 Credit Markets Weekly	
2024/04/23	 OeKB	
2024/04/19	 Week Ahead	

Details

2024/04/26 17:45:00

Price

1,803.80 EUR

Difference



0.39% (6.93)

General attributes

ISIN AT0000A02WU3

Symbol -

Country Austria

Security type Index

Instruments in index 7

Market data

Open 1,796.87 EUR

High 1,803.87 EUR

Low 1,790.13 EUR

Close (prev. day) 1,796.87 EUR

Trading volume (m) -

Volume (pcs) -

Performance and Risk

	6m	1Y	3Y
Perf (%)	+18.23%	+32.14%	+50.15%
Perf (abs.)	+278.17	+438.77	+602.48
Beta	-	-	-
Volatility	8.53	9.46	10.42



5Y

Information about previous performance does not guarantee future performance.
Source: FactSet

Price data

Ø price 5 days Ø volume 5 days (pcs.)	1,791.92 EUR (0)
Ø price 30 days Ø volume 30 days (pcs.)	1,808.64 EUR (0)
Ø price 100 days Ø volume 100 days (pcs.)	1,755.04 EUR (0)
Ø price 250 days Ø volume 250 days (pcs.)	1,606.38 EUR (0)
YTD High date	1,838.78 EUR (2024/03/25)
YTD Low date	1,685.42 EUR (2024/01/02)
52 Weeks High date	1,838.78 EUR (2024/03/25)
52 Weeks Low date	1,350.28 EUR (2023/05/12)

Composition

Name  ISIN	Price	Diff %  Diff +/-	Performance 	Date Time	Turnover Pc.  Turnover Money 
ADRIS GRUPA D.D. HRADRSPA0009	62.00	1.31% 0.80		24/04/26 16:25:00	1,662 102,969.40
ERICSSON NIKOLA TESLA D.D... HRERNTA0000	203.00	-0.49% -1.00		24/04/26 16:25:00	455 92,433.00
HRVATSKI TELEKOM D.D. NPV HRHT00RA0005	30.60	0.00% 0.00		24/04/26 16:25:00	797 24,315.90
KONCAR ELEKTROINDUSTRIJA ... HRKOEIRA0009	266.00	0.00% 0.00		24/04/26 16:25:00	79 20,984.00
PODRAVKA DD EUR30.00 HRPODRRA0004	158.00	0.64% 1.00		24/04/26 16:25:00	148 23,302.00
VALAMAR RIVIERA D.D. HRRIVPRA0000	5.22	0.38% 0.02		24/04/26 16:25:00	16,979 88,651.38
ZAGREBACKA BANKA D.D. HRZABARA0009	16.75	0.60% 0.10		24/04/26 16:25:00	6,816 113,613.40