

## AUSTRIA CROX(EUR)

ISIN: AT0000A02WU3 WKN: -

## Overview

2024/04/26 16:00:11

Price

**1,803.80** EURDifference  0.39% (6.93)

## General attributes

ISIN	AT0000A02WU3
Symbol	-
Country	Austria
Instruments in index	7
Type of index	-
Security type	Index

## Market data




Open	1,796.87 EUR
High	1,803.87 EUR
Low	1,790.13 EUR
Close (prev. day)	1,796.87 EUR
Trading volume (m)	-
Volume (pcs)	-

## Top 5

Name 	Price	+ - (%) 	Trend 
ADRIS GRUP...	62.00	+1.31 	
PODRAVKA D...	158.00	+0.64 	
ZAGREBACKA...	16.75	+0.60 	
VALAMAR RI...	5.22	+0.38 	

Intraday 1W 1M 6m 1Y 3Y

## Flop 5

Name 	Price	+ - (%) 	Trend 
ERICSSON N...	203.00	-0.49 	

Intraday 1W 1M 6m 1Y 3Y

## Futures and Options

Related Futures	-
Related Options	-

5Y



Information about previous performance does not guarantee future performance.

Source: FactSet

## Recent research

on market

Date	Headline	Download
2024/04/26	 Week Ahead	
2024/04/26	 Global Equity Ratings	
2024/04/24	 Credit Markets Weekly	
2024/04/23	 OeKB	
2024/04/19	 Week Ahead	

## Details

2024/04/26 16:00:11

Price

**1,803.80** EUR

Difference



0.39% (6.93)

## General attributes

ISIN AT0000A02WU3

Symbol -

Country Austria

Security type Index

Instruments in index 7

## Market data

Open 1,796.87 EUR

High 1,803.87 EUR

Low 1,790.13 EUR

Close (prev. day) 1,796.87 EUR

Trading volume (m) -

Volume (pcs) -

## Performance and Risk

	6m	1Y	3Y
Perf (%)	+17.78%	+32.00%	+50.23%
Perf (abs.)	+271.24	+435.59	+600.76
Beta	-	-	-
Volatility	8.56	9.46	10.42



## Price data

Ø price 5 days   Ø volume 5 days (pcs.)	1,790.05 EUR (0)
Ø price 30 days   Ø volume 30 days (pcs.)	1,807.94 EUR (0)
Ø price 100 days   Ø volume 100 days (pcs.)	1,753.03 EUR (0)
Ø price 250 days   Ø volume 250 days (pcs.)	1,604.59 EUR (0)
YTD High   date	1,838.78 EUR (2024/03/25)
YTD Low   date	1,685.42 EUR (2024/01/02)
52 Weeks High   date	1,838.78 EUR (2024/03/25)
52 Weeks Low   date	1,350.28 EUR (2023/05/12)

## Composition

Name  ISIN	Price	Diff %  Diff +/-	Performance 	Date Time	Turnover Pc.  Turnover Money 
ADRIS GRUPA D.D. HRADRSPA0009	62.00	1.31% 0.80		24/04/26 16:25:00	1,662 102,969.40
ERICSSON NIKOLA TESLA D.D... HRERNTA0000	203.00	-0.49% -1.00		24/04/26 16:25:00	455 92,433.00
HRVATSKI TELEKOM D.D. NPV HRHT00RA0005	30.60	0.00% 0.00		24/04/26 16:25:00	797 24,315.90
KONCAR ELEKTROINDUSTRIJA ... HRKOEIRA0009	266.00	0.00% 0.00		24/04/26 16:25:00	79 20,984.00
PODRAVKA DD EUR30.00 HRPODRRA0004	158.00	0.64% 1.00		24/04/26 16:25:00	148 23,302.00
VALAMAR RIVIERA D.D. HRRIVPRA0000	5.22	0.38% 0.02		24/04/26 16:25:00	16,979 88,651.38
ZAGREBACKA BANKA D.D. HRZABARA0009	16.75	0.60% 0.10		24/04/26 16:25:00	6,816 113,613.40