

AUSTRIA CROX(EUR)

ISIN: AT0000A02WU3 WKN: -

Overview

2024/04/19 17:45:00

Price

1,794.46 EURDifference  0.01% (0.14)

General attributes

ISIN AT0000A02WU3

Symbol -

Country Austria

Instruments in index 7

Type of index -

Security type Index

Market data

Open 1,792.88 EUR

High 1,796.13 EUR


Low 1,786.81 EUR

Close (prev. day) 1,794.32 EUR

Trading volume (m) -

Volume (pcs) -

Top 5

Name	Price	+ - (%)	Trend
ADRIS GRUP...	62.40	+0.65	

Intraday	1W	1M	6m	1Y	3Y

Flop 5

Name	Price	+ - (%)	Trend
ERICSSON N...	207.00	-0.48	
ZAGREBACKA...	16.90	-0.29	

Intraday	1W	1M	6m	1Y	3Y

Futures and Options

Related Futures -

Related Options -

5Y



Information about previous performance does not guarantee future performance.

Source: FactSet

Recent research

on market

Date	Headline	Download
2024/04/19	 Week Ahead	
2024/04/17	 Credit Markets Weekly	
2024/04/12	 Week Ahead	
2024/04/11	 ECB on course to cut interest rates	
2024/04/10	 Credit Markets Weekly	

Details

2024/04/19 17:45:00

Price

1,794.46 EUR

Difference



0.01% (0.14)

General attributes

ISIN AT0000A02WU3

Symbol -

Country Austria

Security type Index

Instruments in index 7

Market data

Open 1,792.88 EUR

High 1,796.13 EUR

Low 1,786.81 EUR

Close (prev. day) 1,794.32 EUR

Trading volume (m) -

Volume (pcs) -

Performance and Risk

	6m	1Y	3Y
Perf (%)	+18.03%	+31.57%	+49.74%
Perf (abs.)	+274.13	+430.62	+596.08
Beta	-	-	-
Volatility	8.39	9.38	10.40



5Y



Information about previous performance does not guarantee future performance.

Source: FactSet

Price data

Ø price 5 days Ø volume 5 days (pcs.)	1,803.85 EUR (0)
Ø price 30 days Ø volume 30 days (pcs.)	1,804.19 EUR (0)
Ø price 100 days Ø volume 100 days (pcs.)	1,744.76 EUR (0)
Ø price 250 days Ø volume 250 days (pcs.)	1,597.58 EUR (0)
YTD High date	1,838.78 EUR (2024/03/25)
YTD Low date	1,685.42 EUR (2024/01/02)
52 Weeks High date	1,838.78 EUR (2024/03/25)
52 Weeks Low date	1,350.28 EUR (2023/05/12)

Composition

Name  ISIN	Price	Diff %  Diff +/-	Performance 	Date Time	Turnover Pc.  Turnover Money 
ADRIS GRUPA D.D. HRADRSPA0009	62.40	0.65% 0.40		24/04/19 16:25:00	785 48,625.20
ERICSSON NIKOLA TESLA D.D... HRERNTA0000	207.00	-0.48% -1.00		24/04/19 16:25:00	325 67,333.00
HRVATSKI TELEKOM D.D. NPV HRHT00RA0005	30.50	0.00% 0.00		24/04/19 16:25:00	1,732 52,721.00
KONCAR ELEKTROINDUSTRIJA ... HRKOEIRA0009	258.00	0.00% 0.00		24/04/19 16:25:00	6 1,548.00
PODRAVKA DD EUR30.00 HRPODRRA0004	156.00	0.00% 0.00		24/04/19 16:25:00	120 18,720.00
VALAMAR RIVIERA D.D. HRRIVPRA0000	5.22	0.00% 0.00		24/04/19 16:25:00	3,571 18,529.12
ZAGREBACKA BANKA D.D. HRZABARA0009	16.90	-0.29% -0.05		24/04/19 16:25:00	6,667 112,780.20