

AUSTRIA CROX(EUR)

ISIN: **AT0000A02WU3** WKN: -

Overview

2024/04/17 17:45:00

Price

1,806.23 EURDifference ➔ 0.00% (0.00)

General attributes

ISIN AT0000A02WU3

Symbol -

Country Austria

Instruments in index 7

Type of index -

Security type Index

Market data

Open 1,806.23 EUR

High 1,806.23 EUR

Low 1,806.23 EUR

Close (prev. day) 1,806.23 EUR

Trading volume (m) -

Volume (pcs) -

Top 5

Name ⬇	Price	+ - (%) ⬇	Trend ⬇
PODRAVKA D...	158.50	+0.96	➔
ERICSSON N...	210.00	+0.48	➔

Intraday **1W** 1M 6m 1Y 3Y

Flop 5

Name ⬇	Price	+ - (%) ⬇	Trend ⬇
ZAGREBACKA...	17.40	-5.43	⬇
VALAMAR RI...	5.18	-0.38	➔
ADRIS GRUP...	61.80	-0.32	➔

Intraday **1W** 1M 6m 1Y 3Y

Futures and Options

Related Futures -

Related Options -

5Y



Information about previous performance does not guarantee future performance.

Source: FactSet

Recent research

on market

Date	Headline	Download
2024/04/17	Credit Markets Weekly	⬇
2024/04/12	Week Ahead	⬇
2024/04/11	ECB on course to cut interest rates	⬇
2024/04/10	Credit Markets Weekly	⬇
2024/04/09	Nova Kreditna banka Maribor d.d.	⬇

Details

2024/04/17 17:45:00

Price

1,806.23 EUR

Difference ➔ 0.00% (0.00)

General attributes

ISIN AT0000A02WU3

Symbol -

Country Austria

Security type Index

Instruments in index 7

Market data

Open 1,806.23 EUR

High 1,806.23 EUR

Low 1,806.23 EUR

Close (prev. day) 1,806.23 EUR

Trading volume (m) -

Volume (pcs) -

Performance and Risk

	6m	1Y	3Y
Perf (%)	+18.62%	+32.56%	+50.90%
Perf (abs.)	+283.59	+443.62	+609.24
Beta	-	-	-
Volatility	8.31	9.35	10.40

5Y






Information about previous performance does not guarantee future performance.
Source: FactSet

Price data

Ø price 5 days Ø volume 5 days (pcs.)	1,812.69 EUR (0)
Ø price 30 days Ø volume 30 days (pcs.)	1,802.62 EUR (0)
Ø price 100 days Ø volume 100 days (pcs.)	1,740.12 EUR (0)
Ø price 250 days Ø volume 250 days (pcs.)	1,594.06 EUR (0)
YTD High date	1,838.78 EUR (2024/03/25)
YTD Low date	1,685.42 EUR (2024/01/02)
52 Weeks High date	1,838.78 EUR (2024/03/25)
52 Weeks Low date	1,350.28 EUR (2023/05/12)

Composition

Name  ISIN	Price	Diff %  Diff +/-	Performance 	Date Time	Turnover Pc.  Turnover Money 
ADRIS GRUPA D.D. HRADRSPA0009	61.80	-0.32% -0.20		24/04/16 16:25:00	1,296 79,090.20
ERICSSON NIKOLA TESLA D.D... HRERNTA0000	210.00	0.48% 1.00		24/04/16 16:25:00	249 51,800.00
HRVATSKI TELEKOM D.D. NPV HRHT00RA0005	30.50	0.00% 0.00		24/04/16 16:25:00	2,216 67,675.90
KONCAR ELEKTROINDUSTRIJA ... HRKOEIRA0009	258.00	0.00% 0.00		24/04/16 16:25:00	223 57,964.00
PODRAVKA DD EUR30.00 HRPODRRA0004	158.50	0.96% 1.50		24/04/16 16:25:00	92 14,466.00
VALAMAR RIVIERA D.D. HRRIVPRA0000	5.18	-0.38% -0.02		24/04/16 16:25:00	50,914 263,765.04
ZAGREBACKA BANKA D.D. HRZABARA0009	17.40	-5.43% -1.00		24/04/16 16:25:00	6,955 121,054.50