

AUSTRIA CROX(EUR)

ISIN: AT0000A02WU3 WKN: -

Overview

2024/04/17 17:45:00	
Price	1,806.23 EUR
Difference	0.00% (0.00)
General attributes	
ISIN	AT0000A02WU3
Symbol	-
Country	Austria
Instruments in index	7
Type of index	-
Security type	Index
Market data	
Open	1,806.23 EUR
High	1,806.23 EUR
Low	1,806.23 EUR
Close (prev. day)	1,806.23 EUR
Trading volume (m)	-
Volume (pcs)	-

Top 5

Name	Price	+ - (%)	Trend
PODRAVKA D...	158.50	+0.96	
ERICSSON N...	210.00	+0.48	
Intraday	1W	1M	6m 1Y 3Y

Flop 5

Name	Price	+ - (%)	Trend
ZAGREBACKA...	17.40	-5.43	
VALAMAR RI...	5.18	-0.38	
ADRIS GRUP...	61.80	-0.32	
Intraday	1W	1M	6m 1Y 3Y

Futures and Options

Related Futures	-
Related Options	-



Information about previous performance does not guarantee future performance.  
Source: FactSet

Recent research

on market			
Date		Headline	Download
2024/04/17	🇬🇧	Credit Markets Weekly	Download
2024/04/12	🇬🇧	Week Ahead	Download
2024/04/11	🇬🇧	ECB on course to cut interest rates	Download
2024/04/10	🇬🇧	Credit Markets Weekly	Download
2024/04/09	🇬🇧	Nova Kreditna banka Maribor d.d.	Download

Details

2024/04/17 17:45:00	
Price	
1,806.23 EUR	
Difference	0.00% (0.00)

General attributes	
ISIN	AT0000A02WU3
Symbol	-
Country	Austria
Security type	Index
Instruments in index	7

Market data	
Open	1,806.23 EUR
High	1,806.23 EUR
Low	1,806.23 EUR
Close (prev. day)	1,806.23 EUR
Trading volume (m)	-
Volume (pcs)	-









Performance and Risk			
	6m	1Y	3Y
Perf (%)	+18.62%	+32.56%	+50.90%
Perf (abs.)	+283.59	+443.62	+609.24
Beta	-	-	-
Volatility	8.31	9.35	10.40



Information about previous performance does not guarantee future performance.  
Source: FactSet

Price data	
Ø price 5 days   Ø volume 5 days (pcs.)	1,812.69 EUR (0)
Ø price 30 days   Ø volume 30 days (pcs.)	1,802.62 EUR (0)
Ø price 100 days   Ø volume 100 days (pcs.)	1,740.12 EUR (0)
Ø price 250 days   Ø volume 250 days (pcs.)	1,594.06 EUR (0)
YTD High   date	1,838.78 EUR (2024/03/25)
YTD Low   date	1,685.42 EUR (2024/01/02)
52 Weeks High   date	1,838.78 EUR (2024/03/25)
52 Weeks Low   date	1,350.28 EUR (2023/05/12)

## Composition

Name  ISIN	Price	Diff %  Diff +/-	Performance 	Date Time	Turnover Pc.  Turnover Money 
ADRS GRUPA D.D. HRADRSPA0009	61.80	-0.32% -0.20		24/04/16 16:25:00	1,296 79,090.20
ERICSSON NIKOLA TESLA D.D... HRERNTRA0000	210.00	0.48% 1.00		24/04/16 16:25:00	249 51,800.00
HRVATSKI TELEKOM D.D. NPV HRHT00RA0005	30.50	0.00% 0.00		24/04/16 16:25:00	2,216 67,675.90
KONCAR ELEKTROINDUSTRIJA ... HRKOEIRA0009	258.00	0.00% 0.00		24/04/16 16:25:00	223 57,964.00
PODRAVKA DD EUR30.00 HRPODRRA0004	158.50	0.96% 1.50		24/04/16 16:25:00	92 14,466.00
VALAMAR RIVIERA D.D. HRRIVPRA0000	5.18	-0.38% -0.02		24/04/16 16:25:00	50,914 263,765.04
ZAGREBACKA BANKA D.D. HRZABARA0009	17.40	-5.43% -1.00		24/04/16 16:25:00	6,955 121,054.50