

## AUSTRIA CROX(EUR)

ISIN: AT0000A02WU3

WKN: -

## Overview

2022/01/24 17:45:00

Price

**1,344.93** EURDifference  -2.41% (-33.15)

## General attributes

ISIN	AT0000A02WU3
Symbol	-
Country	Austria
Instruments in index	7
Type of index	-
Security type	Index

## Market data

Open	1,378.70 EUR
High	1,380.45 EUR
Low	1,344.93 EUR
Close (prev. day)	1,378.08 EUR
Trading volume (m)	-
Volume (pcs)	-

## Top 5

Name 	Price	+ - (%)	Trend 
HRVATSKI T...	184.00	-0.54	
ERICSSON N...	1,930.00	-1.03	
VALAMAR RI...	33.80	-1.74	
ATLANTIC G...	1,830.00	-2.14	
KONCAR ELE...	890.00	-3.26	

Intraday **1W** 1M 6m 1Y 3Y

## Flop 5

Name 	Price	+ - (%)	Trend 
PODRAVKA D...	664.00	-4.60	
ADRIS GRUP...	415.00	-3.49	
KONCAR ELE...	890.00	-3.26	











5Y



Information about previous performance does not guarantee future performance.

Source: FactSet

## Recent research

on market			Download
Date		Headline	
2022/01/21		Week Ahead	
2022/01/20		Credit Markets Weekly	
2022/01/17		MOL: The transformation should pick up speed	
2022/01/17		Global Equity Ratings	
2022/01/14		Week Ahead	

ATLANTIC G... 1,830.00 -2.14 

VALAMAR RI... 33.80 -1.74 

Intraday 1W 1M 6m 1Y 3Y

### Futures and Options

Related Futures -

Related Options -

## Details

2022/01/24 17:45:00

Price

**1,344.93** EURDifference  -2.41% (-33.15)

## General attributes

ISIN AT0000A02WU3

Symbol -

Country Austria

Security type Index

Instruments in index 7

## Market data

Open 1,378.70 EUR

High 1,380.45 EUR

Low 1,344.93 EUR

Close (prev. day) 1,378.08 EUR

Trading volume (m) -

Volume (pcs) -

## Performance and Risk

	6m	1Y	3Y
Perf (%)	+13.05%	+18.33%	+29.50%
Perf (abs.)	+159.06	+213.51	+313.89
Beta	-	-	-
Volatility	7.57	7.30	14.88



Information about previous performance does not guarantee future performance.

Source: FactSet

## Price data

Ø price 5 days   Ø volume 5 days (pcs.)	1,389.07 EUR (0)
Ø price 30 days   Ø volume 30 days (pcs.)	1,326.74 EUR (0)
Ø price 100 days   Ø volume 100 days (pcs.)	1,285.88 EUR (0)
Ø price 250 days   Ø volume 250 days (pcs.)	1,239.50 EUR (0)
YTD High   date	1,400.72 EUR (2022/01/19)
YTD Low   date	1,313.24 EUR (2022/01/03)
52 Weeks High   date	1,400.72 EUR (2022/01/19)
52 Weeks Low   date	1,134.54 EUR (2021/02/10)

## Composition

Name  ISIN	Price	Diff %  Diff +/-	Performance 	Date Time	Turnover Pc.  Turnover Money 
ADRIS GRUPA D.D HRK10 PRF HRADRSPA0009	415.00	-3.49% -15.00		22/01/24 16:25:00	3,148 1,326,407.00
ATLANTIC GRUPA HRK40 HRATGRRA0003	1,830.00	-2.14% -40.00		22/01/24 16:25:00	164 305,250.00
ERICSSON NIKOLA TESLA HRK... HRERNTRA0000	1,930.00	-1.03% -20.00		22/01/24 16:25:00	646 1,254,035.00
HRVATSKI TELEKOM D.D. NPV HRHT00RA0005	184.00	-0.54% -1.00		22/01/24 16:25:00	12,370 2,285,856.00
KONCAR ELEKTROINDUSTRIJA ... HRKOEIRA0009	890.00	-3.26% -30.00		22/01/24 16:25:00	645 578,910.00
PODRAVKA DD HRK220 HRPODRRA0004	664.00	-4.60% -32.00		22/01/24 16:25:00	1,842 1,244,856.00
VALAMAR RIVIERA DIONICKO ... HRRIVPRA0000	33.80	-1.74% -0.60		22/01/24 16:25:00	91,632 3,123,675.20