

AUSTRIA CROX(EUR)

ISIN: AT0000A02WU3

WKN: -

Overview

2021/12/01 16:04:00

Price

1,269.06 EURDifference  0.80% (10.01)

General attributes

| | |
|----------------------|--------------|
| ISIN | AT0000A02WU3 |
| Symbol | - |
| Country | Austria |
| Instruments in index | 7 |
| Type of index | - |
| Security type | Index |

Market data





| | |
|--------------------|--------------|
| Open | 1,259.05 EUR |
| High | 1,269.56 EUR |
| Low | 1,259.05 EUR |
| Close (prev. day) | 1,259.05 EUR |
| Trading volume (m) | - |
| Volume (pcs) | - |

Top 5

| Name  | Price | + - (%) | Trend  |
|--|----------|---------|---|
| PODRAVKA D... | 624.00 | +2.30 |  |
| ATLANTIC G... | 1,620.00 | +1.25 |  |
| ERICSSON N... | 1,800.00 | +0.84 |  |

Intraday 1W 1M 6m 1Y 3Y

Flop 5

| Name  | Price | + - (%) | Trend  |
|--|----------|---------|---|
| ERICSSON N... | 1,800.00 | +0.84 |  |
| ATLANTIC G... | 1,620.00 | +1.25 |  |

Intraday 1W 1M 6m 1Y 3Y

Futures and Options

| | |
|-----------------|---|
| Related Futures | - |
| Related Options | - |

5Y



Information about previous performance does not guarantee future performance.

Source: FactSet

Recent research

on market

| Date | Headline | Download |
|------------|---|---|
| 2021/12/01 |  Global Equity Ratings |  |
| 2021/11/26 |  Week Ahead |  |
| 2021/11/25 |  Credit Markets Weekly |  |
| 2021/11/19 |  Week Ahead |  |
| 2021/11/19 |  What's next for TLTROs? |  |

Details

2021/12/01 16:04:00

Price

1,269.06 EURDifference  0.80% (10.01)

General attributes

ISIN AT0000A02WU3

Symbol -

Country Austria

Security type Index

Instruments in index 7

Market data

Open 1,259.05 EUR

High 1,269.56 EUR

Low 1,259.05 EUR

Close (prev. day) 1,259.05 EUR

Trading volume (m) -

Volume (pcs) -

Performance and Risk

| | 6m | 1Y | 3Y |
|-------------|--------|---------|---------|
| Perf (%) | +2.74% | +13.85% | +19.70% |
| Perf (abs.) | +33.58 | +153.12 | +207.21 |
| Beta | - | - | - |
| Volatility | 6.86 | 7.73 | 14.93 |



Information about previous performance does not guarantee future performance.

Source: FactSet

Price data

| | |
|---|---------------------------|
| Ø price 5 days Ø volume 5 days (pcs.) | 1,266.77 EUR (0) |
| Ø price 30 days Ø volume 30 days (pcs.) | 1,281.29 EUR (0) |
| Ø price 100 days Ø volume 100 days (pcs.) | 1,257.61 EUR (0) |
| Ø price 250 days Ø volume 250 days (pcs.) | 1,213.38 EUR (0) |
| YTD High date | 1,304.33 EUR (2021/10/29) |
| YTD Low date | 1,119.48 EUR (2021/01/04) |
| 52 Weeks High date | 1,304.33 EUR (2021/10/29) |
| 52 Weeks Low date | 1,097.25 EUR (2020/12/01) |

Composition

| Name  ISIN | Price | Diff %  Diff +/- | Performance  | Date Time | Turnover Pc.  Turnover Money  |
|--|----------|--|---|----------------------|--|
| ADRIS GRUPA D.D HRK10 PRF HRADRSPA0009 | 415.00 | 0.00% 0.00 | | 21/12/01 15:46:57 | 10 4,150.00 |
| ATLANTIC GRUPA HRK40 HRATGRRA0003 | 1,620.00 | 1.25% 20.00 |  | 21/12/01 15:25:01 | 104 168,610.00 |
| ERICSSON NIKOLA TESLA HRK... HRERNTRA0000 | 1,800.00 | 0.84% 15.00 |  | 21/12/01 13:47:34 | 64 114,900.00 |
| HRVATSKI TELEKOM D.D. NPV HRHT00RA0005 | 183.00 | 0.00% 0.00 | | 21/12/01 15:24:26 | 1,837 336,211.00 |
| KONCAR ELEKTROINDUSTRIJA ... HRKOEIRA0009 | 770.00 | -1.28% -10.00 |  | 21/11/29 16:25:00 | 151 117,340.00 |
| PODRAVKA DD HRK220 HRPODRRA0004 | 624.00 | 2.30% 14.00 |  | 21/12/01 15:52:16 | 471 292,036.00 |
| VALAMAR RIVIERA DIONICKO ... HRRIVPRA0000 | 30.80 | 0.00% 0.00 | | 21/12/01 14:39:03 | 14,011 431,799.80 |