


HENDERSON LAND DEVELOPMENT CO

ISIN: **HK0012000102** WKN: -

Overview

2024/08/30 08:14:21		
Price	2.82 EUR	
Difference		2.17% (0.06)

General attributes	
ISIN	HK0012000102
Symbol	12
Exchange	Munich
Currency	EUR
Sector	Other
Security type	Stock
Market cap (m)	13,656 EUR
Benchmark	HANG SENG INDEX

Market data	
Bid (Bid size)	-
Ask (Ask size)	-
Open	2.82 EUR
High	2.82 EUR
Low	2.82 EUR
Close (prev. day)	2.76 EUR
VWAP	3.70 EUR
Volume (pcs)	0
Trading volume	0.00
Number of trades	2
Last size	0









Futures and Options	
Related Futures	-
Related Options	-

PDF Downloads	
Company report: HENDERSON LAND DEVELOPMENT CO	




Information about previous performance does not guarantee future performance.
Source: FactSet

Recent research

on sector			
Date		Headline	Download
2024/08/12		Global Equity Ratings	
2024/07/24		Global Equity Ratings	
2024/07/12		Global Equity Ratings	
2024/06/21		Global Equity Ratings	
2024/06/14		Global Equity Ratings	

Details

2024/08/30 08:14:21		
Price	2.82 EUR	
Difference		2.17% (0.06)

General attributes	
ISIN	HK0012000102
Symbol	12
Exchange	Munich
Currency	EUR
Sector	Other
Security type	Stock
Market cap (m)	13,656 EUR
Benchmark	HANG SENG INDEX

Market data	
Bid (Bid size)	-
Ask (Ask size)	-
Open	2.82 EUR
High	2.82 EUR
Low	2.82 EUR
Close (prev. day)	2.76 EUR
VWAP	3.70 EUR
Volume (pcs)	0
Trading volume	0.00
Number of trades	2
Last size	0

Performance and Risk			
	6m	1Y	3Y
Perf (%)	+6.02%	+11.90%	-26.18%
Perf (abs.)	+0.16	+0.30	-1.00
Beta	0.91	13.01	0.78
Volatility	22.63	20.86	20.59



Information about previous performance does not guarantee future performance.
Source: FactSet

Price data	
Ø price 5 days Ø volume 5 days (pcs.)	2.71 EUR (0)
Ø price 30 days Ø volume 30 days (pcs.)	2.65 EUR (0)
Ø price 100 days Ø volume 100 days (pcs.)	2.73 EUR (0)
Ø price 250 days Ø volume 250 days (pcs.)	2.62 EUR (0)
YTD High date	3.16 EUR (2024/05/20)
YTD Low date	2.38 EUR (2024/01/22)
52 Weeks High date	3.16 EUR (2024/05/20)
52 Weeks Low date	2.38 EUR (2024/01/22)

All listings for HENDERSON LAND DEVELOPMENT CO					
Exchange 	Date	Time	Price	Trading volume (mio.)	Number of trades
Tradegate	2024/08/30	22:02	2.84 EUR	0.00	1
Stuttgart	2024/08/30	08:10	2.82 EUR	0.00	3
Munich	2024/08/30	08:14	2.82 EUR	0.00	2
Hong Kong Stock Exchange	2024/08/30	10:08	24.30 HKD	-	-
Hanover	2024/08/30	17:25	2.78 EUR	0.00	3

	30					
Frankfurt	2024/08/30	08:13	2.94 EUR	0.00	1	
FINRA other OTC Issues	2024/08/09	16:13	2.90 USD	0.06	2	
Duesseldorf	2024/08/30	08:10	2.82 EUR	0.00	3	
Berlin	2024/08/30	08:08	2.84 EUR	0.00	3	

Company profile

Company Logo



Contact Details

HENDERSON LAND DEVELOPMENT CO. LTD.

--

Two International Finance Centre, 8 Finance Street, Central - - Hong Kong

Telefon: +852-2908-8888

Fax: +

E-mail: henderson@hld.com

PDF Downloads

Company report: HENDERSON LAND DEVELOPMENT CO



Company Profile

Henderson Land Development Co. Ltd. is an investment holding company, which engages in the property development and investment, construction, infrastructure, hotel operation, finance, department store operation, and project management. It operates through the following segments: Property Development, Property Leasing, Department Stores and Supermarket-Cum-Stores Operations, Hotel Room Operation, and Other Businesses. The Property Development segment develops and sells properties. The Property Leasing segment leases properties. The Department Stores and Supermarket-Cum-Stores Operations segment operates and manages department stores and supermarket-cum-stores. The Hotel Room Operation segment operates hotel properties. The Other Businesses segment is composed of hotel management, construction, provision of finance, investment holding, project and property management, agency services, security guard and cleaning services, food and beverage operation, travel operation, and trading of building materials. The company was founded by Shau Kee Lee in 1976 and is headquartered in Hong Kong.

Members of Management Board

Ball Kim Wing Wong	Member of Executive Committee
Colin Ko Yin Lam	Member of Executive Committee
Ka Kit Lee	Member of Executive Committee
Shau Kee Lee	Member of Executive Committee
Andrew Hau Chung Fung	Member of Executive Committee
Augustine Ho Ming Wong	Member of Executive Committee
Billy Wing Hoo Wong	Member of Executive Committee
Christopher Wing Kee Wong	Member of Executive Committee
Cynthia Mei Po Leung	Member of Executive Committee
Edmond Chu Fai Chan	Member of Executive Committee
Johnny Ching Yan Yu	Member of Executive Committee
Ka Shing Lee	Member of Executive Committee
Kam Leung Leung	Member of Executive Committee
King Yue Lee	Member of Executive Committee
Kristine Keng Yan Li	Member of Executive Committee
Kwok Lam Suen	Member of Executive Committee
Margaret Pui Man Lee	Member of Executive Committee
Mark Ka Fai Hahn	Member of Executive

Board of directors

Chung Kwong Poon	Member of Supervisory Board
Ka Biu Woo	Member of Supervisory Board
Ko Yin Lam	Member of Supervisory Board
Ping Keung Ko	Member of Supervisory Board
Shau Kee Lee	Member of Supervisory Board
Che Keung Kwong	Member of Supervisory Board
Hau Chung Fung	Member of Supervisory Board
Ho Ming Wong	Member of Supervisory Board
King Cheong Wu	Member of Supervisory Board
Kwok Lam Suen	Member of Supervisory Board
Ping Ho Kwok	Member of Supervisory Board
Pui Ling Lee	Member of Supervisory Board
Siu Kee Au	Member of Supervisory Board
Woon Fung Lee	Member of Supervisory Board
Ying Chee Yip	Member of Supervisory Board

	Committee
Ning Li	Member of Executive Committee
Peonie Po Yan Kong	Member of Executive Committee
Raymond Man Wa Wong	Member of Executive Committee
Thomas Tat Man Lam	Member of Executive Committee
Timon Cheung Yuen Liu	Member of Executive Committee
Victor Man Cheung Kwok	Member of Executive Committee
Wai Wai Yu	Member of Executive Committee