

VISTRA CORP COM USD0.01

ISIN: **US92840M1027** WKN: **92840M102**

Overview

2024/07/16 22:00:02

Price

85.87 USD

Difference  -0.37% (-0.32)

General attributes

ISIN	US92840M1027
Symbol	VST
Exchange	NYSE
Currency	USD
Sector	-
Security type	Stock
Market cap (m)	27,378 EUR
Benchmark	S&P 500

Market data

Bid (Bid size)	85.50 USD (100)
Ask (Ask size)	86.55 USD (1,300)
Open	86.28 USD
High	87.345 USD
Low	84.56 USD
Close (prev. day)	86.19 USD
VWAP	85.928307 USD
Volume (pcs)	4,974,164
Trading volume	427,439,571.86
Number of trades	77,472
Last size	-

Futures and Options




Related Futures	-
Related Options	-

5Y



Information about previous performance does not guarantee future performance.
Source: FactSet

Recent research

on market		
Date	Headline	Download
2024/07/12	 Global Equity Ratings	
2024/07/08	 Akciové trhy - denní zpráva	
2024/07/03	 Global Strategy 3Q 2024	
2024/06/21	 Global Equity Ratings	
2024/05/29	 Global Equity Ratings	

Details

2024/07/16 22:00:02

Price

85.87 USD

Difference ▼ -0.37% (-0.32)

General attributes

ISIN	US92840M1027
Symbol	VST
Exchange	NYSE
Currency	USD
Sector	-
Security type	Stock
Market cap (m)	27,378 EUR
Benchmark	S&P 500

Market data

Bid (Bid size)	85.50 USD (100)
Ask (Ask size)	86.55 USD (1,300)
Open	86.28 USD
High	87.345 USD
Low	84.56 USD
Close (prev. day)	86.19 USD
VWAP	85.928307 USD
Volume (pcs)	4,974,164
Trading volume	427,439,571.86
Number of trades	77,472
Last size	-

Performance and Risk

	6m	1Y	3Y
Perf (%)	+119.76%	+227.22%	+357.97%
Perf (abs.)	+46.97	+59.85	+67.37
Beta	1.29	0.87	0.81
Volatility	47.97	37.72	35.12

5Y



Information about previous performance does not guarantee future performance.
Source: FactSet

Price data

Ø price 5 days Ø volume 5 days (pcs.)	90.57 USD (5,578,564)
Ø price 30 days Ø volume 30 days (pcs.)	89.22 USD (7,981,759)
Ø price 100 days Ø volume 100 days (pcs.)	77.89 USD (7,803,567)
Ø price 250 days Ø volume 250 days (pcs.)	52.04 USD (5,671,447)
YTD High date	107.24 USD (2024/05/28)
YTD Low date	37.77 USD (2024/01/03)
52 Weeks High date	107.24 USD (2024/05/28)
52 Weeks Low date	26.06 USD (2023/07/17)

All listings for VISTRA CORP COM USD0.01

Exchange	Date	Time	Price	Trading volume (mio.)	Number of trades
Tradegate	2024/07/16	22:26	78.76 EUR	0.07	17
Stuttgart	2024/07/16	21:22	77.78 EUR	0.00	10
NYSE	2024/07/16	22:00	85.87 USD	427.44	77,472
Munich	2024/07/16	08:04	79.60 EUR	0.00	1
London Stock	2024/06/16	18:09	92.33 USD	0.00	1

Exchange	12						
Frankfurt	2024/07/16	08:10	78.44	EUR	0.00		2
Duesseldorf	2024/07/16	19:30	79.38	EUR	0.00		7
Berlin	2024/07/16	21:00	79.02	EUR	0.00		10

Company profile

Company Logo

Contact Details

VISTRA CORP

--

Telefon: -

Fax: -

E-mail: -

Company Profile

-