

ORIENT OVERSEAS (INTL.) LTD.

15 minutes delayed

ISIN: **BMG677491539** WKN: -

Overview

2024/07/18 10:08:05 15 minutes delayed

Price

109.60 HKD

Difference  1.20% (1.30)

General attributes

ISIN BMG677491539

Symbol 316

Exchange Hong Kong Stock Exchange

Currency HKD

Sector Transport

Security type Stock

Market cap (m) 8,475 EUR

Benchmark MSCI WORLD INDEX (STRD, UHD)

Market data

Bid (Bid size) -

Ask (Ask size) -

Open 108.30 HKD

High 110.80 HKD

Low 107.30 HKD

Close (prev. day) 108.30 HKD

VWAP 109.766439 HKD

Volume (pcs) -

Trading volume -

Number of trades -

Last size -

Futures and Options

Related Futures -

Related Options -











5Y



Information about previous performance does not guarantee future performance.
Source: FactSet

Recent research

on sector

Date	Headline	Download
2024/07/12	 Global Equity Ratings	
2024/06/21	 Global Equity Ratings	
2024/06/14	 Global Equity Ratings	
2024/05/29	 Global Equity Ratings	
2024/04/26	 Global Equity Ratings	

Details

2024/07/18 10:08:05 15 minutes delayed

Price

109.60 HKD

Difference ▲ 1.20% (1.30)

General attributes

ISIN	BMG677491539
Symbol	316
Exchange	Hong Kong Stock Exchange
Currency	HKD
Sector	Transport
Security type	Stock
Market cap (m)	8,475 EUR
Benchmark	MSCI WORLD INDEX (STRD, UHD)

Market data

Bid (Bid size)	-
Ask (Ask size)	-
Open	108.30 HKD
High	110.80 HKD
Low	107.30 HKD
Close (prev. day)	108.30 HKD
VWAP	109.766439 HKD
Volume (pcs)	-
Trading volume	-
Number of trades	-
Last size	-

Performance and Risk

	6m	1Y	3Y
Perf (%)	-4.28%	-4.78%	-24.41%
Perf (abs.)	-4.90	-5.50	-35.40
Beta	0.12	0.23	0.59
Volatility	52.23	47.17	61.18

5Y



Information about previous performance does not guarantee future performance.
Source: FactSet

Price data

Ø price 5 days Ø volume 5 days (pcs.)	111.28 HKD (-)
Ø price 30 days Ø volume 30 days (pcs.)	124.77 HKD (-)
Ø price 100 days Ø volume 100 days (pcs.)	119.70 HKD (-)
Ø price 250 days Ø volume 250 days (pcs.)	112.91 HKD (-)
YTD High date	146.20 HKD (2024/05/29)
YTD Low date	92.25 HKD (2024/03/26)
52 Weeks High date	146.20 HKD (2024/05/29)
52 Weeks Low date	91.70 HKD (2023/12/07)

All listings for ORIENT OVERSEAS (INTL.) LTD.

Exchange 📍	Date	Time	Price	Trading volume (mio.)	Number of trades
Tradegate	2024/07/18	22:02	12.74 EUR	0.00	1
Stuttgart	2024/07/18	10:31	12.69 EUR	0.00	4
Munich	2024/07/18	08:11	12.89 EUR	0.00	2
Hong Kong Stock Exchange	2024/07/18	10:08	109.60 HKD	-	-
Frankfurt	2024/07/18	08:00	12.61 EUR	0.00	2

	18					
FINRA other OTC Issues	2024/05/ 31	15:39	16.75 USD	0.03		2
Duesseldorf	2024/07/ 18	19:30	12.52 EUR	0.00		7
Berlin	2024/07/ 18	08:08	12.67 EUR	0.00		3

Company profile

Company Logo



Orient Overseas (International) Ltd

Company Profile

-

Contact Details

ORIENT OVERSEAS INT

--

33rd Floor, Harbour Centre 25 Harbour Road
-- Wanchai, Hong Kong

Telefon: +852 2833 3888

Fax: +852 2531 8147

E-mail: ken.cambie@oilgroup.com