

# ORIENT OVERSEAS (INTL.) LTD.

15 minutes delayed

ISIN: **BMG677491539** WKN: -

## Overview

2024/05/10 10:08:22 15 minutes delayed

Price

129.50 HKD

Difference  0.94% (1.20)

### General attributes

ISIN BMG677491539

Symbol 316

Exchange Hong Kong Stock Exchange

Currency HKD

Sector Transport

Security type Stock

Market cap (m) 10,162 EUR

Benchmark MSCI WORLD INDEX (STRD, UHD)

### Market data

Bid (Bid size) -

Ask (Ask size) -

Open 129.40 HKD

High 133.80 HKD

Low 125.80 HKD

Close (prev. day) 128.30 HKD

VWAP 129.226353 HKD

Volume (pcs) -

Trading volume -

Number of trades -

Last size -

### Futures and Options

Related Futures -

Related Options -











5Y



Information about previous performance does not guarantee future performance.  
Source: FactSet

### Recent research

on sector

Date	Headline	Download
2024/04/26	 Global Equity Ratings	
2024/04/03	 Global Equity Ratings	
2024/03/13	 Global Equity Ratings	
2024/02/22	 Global Equity Ratings	
2024/02/14	 Global Equity Ratings	

## Details

2024/05/10 10:08:22 15 minutes delayed

## Price

129.50 HKD

Difference ▲ 0.94% (1.20)

## General attributes

ISIN	BMG677491539
Symbol	316
Exchange	Hong Kong Stock Exchange
Currency	HKD
Sector	Transport
Security type	Stock
Market cap (m)	10,162 EUR
Benchmark	MSCI WORLD INDEX (STRD, UHD)

## Market data

Bid (Bid size)	-
Ask (Ask size)	-
Open	129.40 HKD
High	133.80 HKD
Low	125.80 HKD
Close (prev. day)	128.30 HKD
VWAP	129.226353 HKD
Volume (pcs)	-
Trading volume	-
Number of trades	-
Last size	-

## Performance and Risk

	6m	1Y	3Y
Perf (%)	+38.35%	-19.11%	+2.29%
Perf (abs.)	+35.90	-30.60	+2.90
Beta	0.02	0.67	0.61
Volatility	50.90	56.54	63.60

5Y



Information about previous performance does not guarantee future performance.  
Source: FactSet

## Price data

Ø price 5 days   Ø volume 5 days (pcs.)	123.04 HKD (-)
Ø price 30 days   Ø volume 30 days (pcs.)	105.18 HKD (-)
Ø price 100 days   Ø volume 100 days (pcs.)	111.68 HKD (-)
Ø price 250 days   Ø volume 250 days (pcs.)	110.40 HKD (-)
YTD High   date	133.80 HKD (2024/05/10)
YTD Low   date	92.25 HKD (2024/03/26)
52 Weeks High   date	161.20 HKD (2023/05/11)
52 Weeks Low   date	91.70 HKD (2023/12/07)

## All listings for ORIENT OVERSEAS (INTL.) LTD.

Exchange <span>📍</span>	Date	Time	Price	Trading volume (mio.)	Number of trades
Tradegate	2024/05/10	22:26	15.37 EUR	0.01	2
Stuttgart	2024/05/10	11:05	15.21 EUR	0.00	4
Munich	2024/05/10	08:15	15.12 EUR	0.00	1
Hong Kong Stock Exchange	2024/05/10	10:08	129.50 HKD	-	-
Frankfurt	2024/05/10	08:10	15.04 EUR	0.00	2

	10					
FINRA other OTC Issues	2024/05/07	16:41	14.91 USD	0.02		3
Duesseldorf	2024/05/10	19:30	15.11 EUR	0.00		5
Berlin	2024/05/10	08:08	15.00 EUR	0.00		2

## Company profile

### Company Logo



### Company Profile

-

### Contact Details

ORIENT OVERSEAS INT

--

33rd Floor, Harbour Centre 25 Harbour Road  
-- Wanchai, Hong Kong

Telefon: +852 2833 3888

Fax: +852 2531 8147

E-mail: [ken.cambie@oilgroup.com](mailto:ken.cambie@oilgroup.com)