

## OCI N.V.

ISIN: **NL0010558797** WKN: -

## Overview

2024/10/18 17:30:00

## Price

24.97 EUR

Difference  -0.54% (-0.14)

## General attributes

ISIN NL0010558797

Symbol OCI

Exchange London Stock Exchange  
European Trade Reporting

Currency EUR

Sector Other

Security type Stock

Market cap (m) 5,309 EUR

Benchmark AMSTERDAM EXCHANGES  
INDEX

## Market data

Bid (Bid size) 24.35 EUR (3,000)

Ask (Ask size) 25.59 EUR (3,000)

Open 25.095 EUR

High 25.095 EUR

Low 24.97 EUR

Close (prev. day) 25.105 EUR

VWAP 24.9853 EUR

Volume (pcs) 400

Trading volume -

Number of trades 1

Last size -

## Futures and Options

Related Futures 21

Related Options -

## PDF Downloads





Company report: OCI N.V. 

5Y



Information about previous performance does not guarantee future performance.  
Source: FactSet

## Recent research

on sector		on market	
Date		Headline	Download
2024/09/27		Global Equity Ratings	
2024/09/11		Global Equity Ratings	
2024/09/05		Global Equity Ratings	
2024/08/12		Global Equity Ratings	
2024/07/24		Global Equity Ratings	

## Details

2024/10/18 17:30:00

**Price**

24.97 EUR

**Difference** ▼ -0.54% (-0.14)

**General attributes**

ISIN NL0010558797

Symbol OCI

Exchange London Stock Exchange  
European Trade Reporting

Currency EUR

Sector Other

Security type Stock

Market cap (m) 5,309 EUR

Benchmark AMSTERDAM EXCHANGES  
INDEX
**Market data**

Bid (Bid size) 24.35 EUR (3,000)

Ask (Ask size) 25.59 EUR (3,000)

Open 25.095 EUR

High 25.095 EUR

Low 24.97 EUR

Close (prev. day) 25.105 EUR

VWAP 24.9853 EUR

Volume (pcs) 400

Trading volume -

Number of trades 1

Last size -

**Performance and Risk**

	6m	1Y	3Y
Perf (%)	+0.91%	-3.24%	-0.83%
Perf (abs.)	+0.23	-0.84	-0.21
Beta	0.34	0.37	0.55
Volatility	31.47	43.20	42.03



Information about previous performance does not guarantee future performance.  
Source: FactSet

**Price data**

Ø price 5 days   Ø volume 5 days (pcs.)	25.52 EUR (6,723)
Ø price 30 days   Ø volume 30 days (pcs.)	26.27 EUR (2,870)
Ø price 100 days   Ø volume 100 days (pcs.)	25.05 EUR (958)
Ø price 250 days   Ø volume 250 days (pcs.)	24.59 EUR (3,558)
YTD High   date	29.95 EUR (2024/09/09)
YTD Low   date	21.64 EUR (2024/08/02)
52 Weeks High   date	29.95 EUR (2024/09/09)
52 Weeks Low   date	18.00 EUR (2023/12/08)

**All listings for OCI N.V.**

Exchange	Date	Time	Price	Trading volume (mio.)	Number of trades
Tradegate	2024/10/18	22:26	25.31 EUR	0.08	20
Stuttgart	2024/10/18	19:36	25.43 EUR	0.00	12
Munich	2024/10/18	16:02	25.06 EUR	0.01	2
London Stock Exchange European Trade Reporting	2024/10/18	17:30	24.97 EUR	0.00	1
Frankfurt	2024/	20:19	25.31 EUR	0.08	1

	10/18					
FINRA other OTC Issues	2024/ 10/18	16:43	27.22 USD	0.00		2
Euronext Milan MTF Trading After Hours	-	-	-	0.00		-
Euronext Amsterdam	2024/ 10/18	17:35	25.15 EUR	17.99		2,396
Duesseldorf	2024/ 10/18	19:30	25.27 EUR	0.00		6
Berlin	2024/ 10/18	08:06	25.01 EUR	0.00		2

## Company profile

### Company Logo



### Contact Details

OCI NV

--

Honthorststraat 19 - 1071 DC Amsterdam

Telefon: +31-20-723-45-00

Fax: +

E-mail: -

### PDF Downloads

Company report: OCI N.V.



### Company Profile

OCI NV is a holding company, which engages in the production and distribution of hydrogen-based and natural gas-based products. It operates through the following segments: Methanol US, Methanol Europe, Nitrogen Europe, and Other. The Methanol US segment consists of OCI Beaumont, Natgasoline LLC, the trading entity OCI Methanol Marketing LLC, and OCI USA Inc. The Methanol Europe segment is involved in BioMCN, located at Delfzijl in the Netherlands, OCI Fuels Ltd, OCI Fuels B.V., and OCI Methanol Marketing B.V. The Nitrogen Europe segment focuses on OCI Nitrogen and OCI Terminal Europoort B.V. The Other segment refers to all remaining entities of the group, including OCI Clean Ammonia LLC and the continuing operations of N-7. The company was founded by Onsi Najib Sawiris in 1950 and is headquartered in Amsterdam, the Netherlands.

### Members of Management Board

Ahmed El-Hoshy	Chairman of Managing Board
Hassan Badrawi	Member of Executive Committee
Maud de Vries	Member of Executive Committee
Nassef Sawiris	Member of Executive Committee

### Board of directors

Michael Bennett	Chairman of Supervisory Board
Nassef Onsi Nagib Sawiris	Chairman of Supervisory Board
Anja H. Montijn-Groenewoud	Member of Supervisory Board
David Welch	Member of Supervisory Board
Dod Fraser	Member of Supervisory Board
Gregory Heckman	Member of Supervisory Board
Hassan Hussam Badrawi	Member of Supervisory Board
Heike van de Kerkhof	Member of Supervisory Board
Maud de Vries	Member of Supervisory Board
Nadia Sawiris	Member of Supervisory Board
Robert Jan van de Kraats	Member of Supervisory Board
Sipko Schat	Member of Supervisory Board