

## FIREFINCH LTD.

ISIN: AU0000114522

WKN: A2QG57

## Overview

2022/06/24 08:11:42

Price  
0.128 EURDifference  -6.77% (-0.01)

## General attributes

ISIN	AU0000114522
Symbol	N9F
Exchange	Stuttgart
Currency	EUR
Sector	Energy / Commodities
Security type	Stock
Market cap (m)	158 EUR
Benchmark	ASX ALL ORDINARIES INDEX

## Market data

Bid (Bid size)	- (0)
Ask (Ask size)	- (0)
Open	0.128 EUR
High	0.128 EUR
Low	0.128 EUR
Close (prev. day)	0.1373 EUR
VWAP	-
Volume (pcs)	0
Trading volume	0.00
Number of trades	3
Last size	0

## Futures and Options

Related Futures	-
Related Options	-










5Y



Information about previous performance does not guarantee future performance.  
Source: FactSet

## Recent research

on sector

Date	Headline	Download
2024/07/09	 Akciové trhy - denní zpráva	
2024/07/08	 Akciové trhy - denní zpráva	
2024/07/04	 Akciové trhy - denní zpráva	
2024/07/03	 Akciové trhy - denní zpráva	
2024/07/02	 Akciové trhy - denní zpráva	

## Details

2022/06/24 08:11:42

## Price

0.128 EUR

Difference  -6.77% (-0.01)

## General attributes

ISIN	AU0000114522
Symbol	N9F
Exchange	Stuttgart
Currency	EUR
Sector	Energy / Commodities
Security type	Stock
Market cap (m)	158 EUR
Benchmark	ASX ALL ORDINARIES INDEX

## Market data

Bid (Bid size)	- (0)
Ask (Ask size)	- (0)
Open	0.128 EUR
High	0.128 EUR
Low	0.128 EUR
Close (prev. day)	0.1373 EUR
VWAP	-
Volume (pcs)	0
Trading volume	0.00
Number of trades	3
Last size	0

## Performance and Risk

	6m	1Y	3Y
Perf (%)	-	-	-
Perf (abs.)	-	-	-
Beta	0.79	1.99	1.03
Volatility	-	-	-

5Y



Information about previous performance does not guarantee future performance.  
Source: FactSet

## Price data

Ø price 5 days   Ø volume 5 days (pcs.)	- EUR (-)
Ø price 30 days   Ø volume 30 days (pcs.)	- EUR (-)
Ø price 100 days   Ø volume 100 days (pcs.)	- EUR (-)
Ø price 250 days   Ø volume 250 days (pcs.)	- EUR (-)
YTD High   date	- EUR (-)
YTD Low   date	- EUR (-)
52 Weeks High   date	- EUR (-)
52 Weeks Low   date	- EUR (-)

## Arbitrage views

Exchange 	Date	Time	Price	Trading volume (mio.)	Number of trades
Stuttgart	2022/06/24	08:11	0.128 EUR	0.00	3
Frankfurt	2022/06/24	17:48	0.128 EUR	0.00	3
FINRA other OTC Issues	2024/05/15	21:16	0.01 USD	0.00	1
Duesseldorf	2022/06/24	19:30	0.1301 EUR	0.00	15
Berlin	2022/	08:08	0.1258 EUR	0.00	1

	06/24				
Australian Securities Exchange	2022/06/24	08:10	0.20 AUD	2.79	2,011

## Company profile

### Company Logo



### Company Profile

-

### Contact Details

FIREFINCH

--

----

Telefon: -

Fax: -

E-mail: -