

AUSTRIA SRX SERBIAN TRADED IDX(EUR)

ISIN: **AT0000A02WW9** WKN: -

Overview

2024/04/30 17:45:00

Price

375.12 EURDifference  0.57% (2.14)

General attributes

ISIN	AT0000A02WW9
Symbol	-
Country	Austria
Instruments in index	6
Type of index	-
Security type	Index

Market data

Open	372.97 EUR
High	375.13 EUR
Low	372.97 EUR
Close (prev. day)	372.98 EUR
Trading volume (m)	-
Volume (pcs)	-

Futures and Options

Related Futures	-
Related Options	-

5Y













Information about previous performance does not guarantee future performance.

Source: FactSet

Recent research

on market

Date	Headline	Download
2024/05/02	 FX markets reflect uncertain interest rate outlook	
2024/04/30	 Credit Markets Weekly	
2024/04/30	 AT: Economy recovers, inflation eases	
2024/04/29	 HYPO NOE	
2024/04/26	 Week Ahead	

Details

2024/04/30 17:45:00

Price

375.12 EUR

Difference



0.57% (2.14)

General attributes

ISIN AT0000A02WW9

Symbol -

Country Austria

Security type Index

Instruments in index 6

Market data

Open 372.97 EUR

High 375.13 EUR

Low 372.97 EUR

Close (prev. day) 372.98 EUR

Trading volume (m) -

Volume (pcs) -

Performance and Risk

	6m	1Y	3Y
Perf (%)	+21.95%	+19.74%	+53.62%
Perf (abs.)	+67.52	+61.85	+130.93
Beta	-	-	-
Volatility	15.19	14.49	13.61



Information about previous performance does not guarantee future performance.

Source: FactSet

Price data

Ø price 5 days Ø volume 5 days (pcs.)	374.13 EUR (0)
Ø price 30 days Ø volume 30 days (pcs.)	370.12 EUR (0)
Ø price 100 days Ø volume 100 days (pcs.)	341.20 EUR (0)
Ø price 250 days Ø volume 250 days (pcs.)	321.77 EUR (0)
YTD High date	382.56 EUR (2024/04/19)
YTD Low date	312.51 EUR (2024/01/11)
52 Weeks High date	382.56 EUR (2024/04/19)
52 Weeks Low date	288.31 EUR (2023/08/18)

Composition

The composition is not available for this index.