

AUSTRIA SRX SERBIAN TRADED IDX(EUR)

ISIN: **AT0000A02WW9** WKN: -

Overview

2024/04/18 17:45:00

Price

380.46 EURDifference  0.40% (1.51)

General attributes

ISIN AT0000A02WW9

Symbol -

Country Austria

Instruments in index 6

Type of index -

Security type Index

Market data

Open 378.93 EUR

High 380.46 EUR

Low 377.36 EUR

Close (prev. day) 378.95 EUR

Trading volume (m) -

Volume (pcs) -

Futures and Options

Related Futures -

Related Options -

5Y













Information about previous performance does not guarantee future performance.

Source: FactSet

Recent research

on market

Date	Headline	Download
2024/04/17	 Credit Markets Weekly	
2024/04/12	 Week Ahead	
2024/04/11	 ECB on course to cut interest rates	
2024/04/10	 Credit Markets Weekly	
2024/04/09	 Nova Kreditna banka Maribor d.d.	

Details

2024/04/18 17:45:00

Price

380.46 EUR

Difference



0.40% (1.51)

General attributes

ISIN AT0000A02WW9

Symbol -

Country Austria

Security type Index

Instruments in index 6

Market data

Open 378.93 EUR

High 380.46 EUR

Low 377.36 EUR

Close (prev. day) 378.95 EUR

Trading volume (m) -

Volume (pcs) -

Performance and Risk

	6m	1Y	3Y
Perf (%)	+22.92%	+25.16%	+54.58%
Perf (abs.)	+70.94	+76.47	+134.33
Beta	-	-	-
Volatility	14.64	14.38	13.64



Information about previous performance does not guarantee future performance.

Source: FactSet

Price data

Ø price 5 days Ø volume 5 days (pcs.)	377.46 EUR (0)
Ø price 30 days Ø volume 30 days (pcs.)	364.71 EUR (0)
Ø price 100 days Ø volume 100 days (pcs.)	336.14 EUR (0)
Ø price 250 days Ø volume 250 days (pcs.)	319.80 EUR (0)
YTD High date	380.46 EUR (2024/04/18)
YTD Low date	312.51 EUR (2024/01/11)
52 Weeks High date	380.46 EUR (2024/04/18)
52 Weeks Low date	288.31 EUR (2023/08/18)

Composition

The composition is not available for this index.