

AUSTRIA SRX SERBIAN TRADED IDX(EUR)

ISIN: **AT0000A02WW9** WKN: -

Overview

2024/04/17 17:45:00

Price

378.95 EURDifference  0.91% (3.42)

General attributes

ISIN AT0000A02WW9

Symbol -

Country Austria

Instruments in index 6

Type of index -

Security type Index

Market data

Open 375.43 EUR

High 378.95 EUR

Low 374.35 EUR

Close (prev. day) 375.53 EUR

Trading volume (m) -

Volume (pcs) -

Futures and Options

Related Futures -

Related Options -











5Y



Information about previous performance does not guarantee future performance.

Source: FactSet

Recent research

| on market | | |
|------------|---|---|
| Date | Headline | Download |
| 2024/04/17 |  Credit Markets Weekly |  |
| 2024/04/12 |  Week Ahead |  |
| 2024/04/11 |  ECB on course to cut interest rates |  |
| 2024/04/10 |  Credit Markets Weekly |  |
| 2024/04/09 |  Nova Kreditna banka Maribor d.d. |  |

Details

2024/04/17 17:45:00

Price

378.95 EUR

Difference



0.91% (3.42)

General attributes

ISIN AT0000A02WW9

Symbol -

Country Austria

Security type Index

Instruments in index 6

Market data

Open 375.43 EUR

High 378.95 EUR

Low 374.35 EUR

Close (prev. day) 375.53 EUR

Trading volume (m) -

Volume (pcs) -

Performance and Risk

| | 6m | 1Y | 3Y |
|-------------|---------|---------|---------|
| Perf (%) | +22.12% | +25.93% | +53.96% |
| Perf (abs.) | +68.63 | +78.03 | +132.82 |
| Beta | - | - | - |
| Volatility | 14.64 | 14.37 | 13.65 |



Information about previous performance does not guarantee future performance.

Source: FactSet

Price data

| | |
|---|-------------------------|
| Ø price 5 days Ø volume 5 days (pcs.) | 376.75 EUR (0) |
| Ø price 30 days Ø volume 30 days (pcs.) | 363.51 EUR (0) |
| Ø price 100 days Ø volume 100 days (pcs.) | 335.43 EUR (0) |
| Ø price 250 days Ø volume 250 days (pcs.) | 319.51 EUR (0) |
| YTD High date | 380.37 EUR (2024/04/15) |
| YTD Low date | 312.51 EUR (2024/01/11) |
| 52 Weeks High date | 380.37 EUR (2024/04/15) |
| 52 Weeks Low date | 288.31 EUR (2023/08/18) |

Composition

The composition is not available for this index.