



AUSTRIA SRX SERBIAN TRADED IDX(EUR)

ISIN: AT0000A02WW9 WKN: -

Overview

2022/09/26 17:45:00

Price

279.50 EUR

Difference -1.41% (-4.00)

General attributes

ISIN	AT0000A02WW9
Symbol	-
Country	Austria
Instruments in index	5
Type of index	-
Security type	Index

Market data

Open	283.68 EUR
High	283.68 EUR
Low	276.67 EUR
Close (prev. day)	283.50 EUR
Trading volume (m)	-
Volume (pcs)	-

Top 5

Name	Price	+ - (%)	Trend
AERODROM N...	1,500.00	+2.46	

Intraday 1W 1M 6m 1Y 3Y

Flop 5

Name	Price	+ - (%)	Trend
DUNAV OSIG...	1,204.00	-7.17	
NIS A D NO...	625.00	-0.48	

Intraday 1W 1M 6m 1Y 3Y

Futures and Options

Related Futures	-
Related Options	-

5Y



Information about previous performance does not guarantee future performance.
Source: FactSet

Recent research

on market

Date	Headline	Download
2022/09/26	Global Equity Ratings	
2022/09/23	Week Ahead	
2022/09/21	Credit Markets Weekly	
2022/09/16	Week Ahead	
2022/09/14	Credit Markets Weekly	

Details

2022/09/26 17:45:00

Price

279.50 EUR

Difference

**-1.41%** (-4.00)

General attributes

ISIN AT0000A02WW9

Symbol -

Country Austria

Security type Index

Instruments in index 5

Market data

Open 283.68 EUR

High 283.68 EUR

Low 276.67 EUR

Close (prev. day) 283.50 EUR

Trading volume (m) -

Volume (pcs) -

Performance and Risk

	6m	1Y	3Y
Perf (%)	-1.82%	+4.74%	+17.48%
Perf (abs.)	-5.19	+12.65	+41.58
Beta	-	-	-
Volatility	12.88	14.58	15.39










Information about previous performance does not guarantee future performance.

Source: FactSet

Price data

Ø price 5 days Ø volume 5 days (pcs.)	283.53 EUR (0)
Ø price 30 days Ø volume 30 days (pcs.)	285.80 EUR (0)
Ø price 100 days Ø volume 100 days (pcs.)	284.53 EUR (0)
Ø price 250 days Ø volume 250 days (pcs.)	281.92 EUR (0)
YTD High date	297.12 EUR (2022/07/13)
YTD Low date	271.14 EUR (2022/05/11)
52 Weeks High date	297.12 EUR (2022/07/13)
52 Weeks Low date	263.60 EUR (2021/10/21)

Composition

Name  ISIN	Price	Diff %  Diff +/-	Performance 	Date Time	Turnover Pc.  Turnover Money 
AERODROM NIKOLA TESLA AD ... RSANTBE11090	1,500.00	2.46% 36.00		22/09/26 14:10:02	67 100,383.00
ALFAPLAM AD RSD6700 RSALFAE34014	19,700.00	0.00% 0.00		22/09/26 14:10:02	4 78,800.00
DUNAV OSIGURANJE ADO BEOG... RSDNOSE74915	1,204.00	-7.17% -93.00		22/09/26 14:10:02	2,556 3,078,609.00
MESSER TEHNOGAS AD RSD180... RSTGASE20818	14,850.00	0.00% 0.00		22/09/26 14:10:02	3 44,550.00
NIS A D NOVI SAD RSD500 RSNISHE79420	625.00	-0.48% -3.00		22/09/26 14:10:02	878 549,033.00