

## AUSTRIA SRX SERBIAN TRADED IDX(EUR)

ISIN: AT0000A02WW9 WKN: -

## Overview

2022/05/26 17:45:00

Price

278.63 EUR

Difference  0.11% (0.32)

## General attributes

ISIN AT0000A02WW9

Symbol -

Country Austria

Instruments in index 5

Type of index -

Security type Index

## Market data

Open 278.26 EUR

High 278.68 EUR




Low 278.09 EUR

Close (prev. day) 278.31 EUR

Trading volume (m) -

Volume (pcs) -

## Top 5

Name 	Price	+ - (%)	Trend 
DUNAV OSIG...	1,173.00	+0.43	
Intraday 1W 1M 6m 1Y 3Y			

## Flop 5

Name 	Price	+ - (%) 	Trend 
NIS A D NO...	553.00	-1.43	
Intraday 1W 1M 6m 1Y 3Y			

## Futures and Options

Related Futures -

Related Options -

5Y



Information about previous performance does not guarantee future performance.

Source: FactSet

## Recent research

on market		
Date	Headline	Download
2022/05/25	 PKO Bank Polski	
2022/05/25	 Credit Markets Weekly	
2022/05/25	 Global Equity Ratings	
2022/05/25	 Week Ahead	
2022/05/23	 VERBUND: Green profiteer of volatile energy prices	

## Details

2022/05/26 17:45:00

Price

**278.63** EUR

Difference



0.11% (0.32)

### General attributes

ISIN AT0000A02WW9

Symbol -

Country Austria

Security type Index

Instruments in index 5

### Market data

Open 278.26 EUR

High 278.68 EUR

Low 278.09 EUR

Close (prev. day) 278.31 EUR

Trading volume (m) -

Volume (pcs) -

### Performance and Risk

	6m	1Y	3Y
Perf (%)	+0.70%	+10.93%	+22.41%
Perf (abs.)	+1.94	+27.45	+51.01
Beta	-	-	-
Volatility	18.08	14.16	15.65

300.00

280.00

260.00

240.00

220.00

200.00

2018

2019

2020

2021

2022

5Y



Information about previous performance does not guarantee future performance.

Source: FactSet

### Price data

Ø price 5 days   Ø volume 5 days (pcs.)	278.42 EUR (0)
Ø price 30 days   Ø volume 30 days (pcs.)	283.14 EUR (0)
Ø price 100 days   Ø volume 100 days (pcs.)	284.59 EUR (0)
Ø price 250 days   Ø volume 250 days (pcs.)	271.94 EUR (0)
YTD High   date	295.92 EUR (2022/04/12)
YTD Low   date	271.14 EUR (2022/05/11)
52 Weeks High   date	295.92 EUR (2022/04/12)
52 Weeks Low   date	243.03 EUR (2021/06/30)

## Composition

Name  ISIN	Price	Diff %  Diff +/-	Performance 	Date Time	Turnover Pc.  Turnover Money 
AERODROM NIKOLA TESLA AD ... RSANTBE11090	1,500.00	0.00% 0.00		22/05/26 14:10:02	13 19,500.00
DUNAV OSIGURANJE ADO BEOG... RSDNOSE74915	1,173.00	0.43% 5.00		22/05/26 14:10:02	15,388 18,045,096.00
KOMERCIJALNA BANKA AD BEO... RSKOBBE16946	4,400.00	-3.93% -180.00		22/04/20 14:10:02	183 805,200.00
MESSER TEHNOGAS AD RSD180... RSTGASE20818	15,000.00	0.00% 0.00		22/05/25 14:10:02	16 240,000.00
NIS A D NOVI SAD RSD500 RSNISHE79420	553.00	-1.43% -8.00		22/05/26 14:10:02	50 27,650.00