

AUSTRIA SRX SERBIAN TRADED IDX(EUR)

ISIN: **AT0000A02WW9** WKN: -

Overview

2022/01/18 17:45:00

Price

291.99 EURDifference  5.32% (14.76)


General attributes

| | |
|----------------------|--------------|
| ISIN | AT0000A02WW9 |
| Symbol | - |
| Country | Austria |
| Instruments in index | 5 |
| Type of index | - |
| Security type | Index |

Market data


| | |
|--------------------|------------|
| Open | 277.23 EUR |
| High | 291.99 EUR |
| Low | 276.37 EUR |
| Close (prev. day) | 277.23 EUR |
| Trading volume (m) | - |
| Volume (pcs) | - |

Top 5

| Name  | Price | + - (%) | Trend  |
|--|----------|---------|---|
| KOMERCIJAL... | 4,963.00 | +20.00 |  |
| AERODROM N... | 1,146.00 | +0.53 |  |
| NIS A D NO... | 614.00 | +0.49 |  |

Intraday **1W** 1M 6m 1Y 3Y

Flop 5

| Name  | Price | + - (%) | Trend  |
|--|----------|---------|---|
| NIS A D NO... | 614.00 | +0.49 |  |
| AERODROM N... | 1,146.00 | +0.53 |  |
| KOMERCIJAL... | 4,963.00 | +20.00 |  |

Intraday **1W** 1M 6m 1Y 3Y

Futures and Options

Related Futures -

5Y













Information about previous performance does not guarantee future performance.

Source: FactSet

Recent research

on market

| Date | Headline | Download |
|------------|--|---|
| 2022/01/17 |  MOL: The transformation should pick up speed |  |
| 2022/01/17 |  Global Equity Ratings |  |
| 2022/01/14 |  Week Ahead |  |
| 2022/01/13 |  CTP: European Logistics Major |  |
| 2022/01/13 |  Austrian Pfandbrief Act |  |

Related Options

-

Details

2022/01/18 17:45:00

Price

291.99 EUR

Difference



5.32% (14.76)

General attributes

ISIN AT0000A02WW9

Symbol -

Country Austria

Security type Index

Instruments in index 5

Market data

Open 277.23 EUR

High 291.99 EUR

Low 276.37 EUR

Close (prev. day) 277.23 EUR

Trading volume (m) -

Volume (pcs) -

Performance and Risk

| | 6m | 1Y | 3Y |
|-------------|---------|---------|---------|
| Perf (%) | +11.05% | +16.34% | +28.13% |
| Perf (abs.) | +27.58 | +38.93 | +60.87 |
| Beta | - | - | - |
| Volatility | 9.57 | 10.46 | 14.79 |



Information about previous performance does not guarantee future performance.

Source: FactSet

Price data

| | |
|---|-------------------------|
| Ø price 5 days Ø volume 5 days (pcs.) | 278.54 EUR (0) |
| Ø price 30 days Ø volume 30 days (pcs.) | 281.46 EUR (0) |
| Ø price 100 days Ø volume 100 days (pcs.) | 272.61 EUR (0) |
| Ø price 250 days Ø volume 250 days (pcs.) | 257.34 EUR (0) |
| YTD High date | 280.05 EUR (2022/01/10) |
| YTD Low date | 277.23 EUR (2022/01/17) |
| 52 Weeks High date | 286.33 EUR (2021/12/06) |
| 52 Weeks Low date | 231.35 EUR (2021/02/01) |

Composition

| Name  ISIN | Price | Diff %  Diff +/- | Performance  | Date Time | Turnover Pc.  Turnover Money  |
|--|-----------|--|---|----------------------|--|
| AERODROM NIKOLA TESLA AD ... RSANTBE11090 | 1,146.00 | 0.53% 6.00 |  | 22/01/18 14:10:02 | 16 18,282.00 |
| JEDINSTVO AD SEVOJNO RSD1... RSJESVE87017 | 8,300.00 | 0.00% 0.00 | | 22/01/18 14:10:02 | 15 124,500.00 |
| KOMERCIJALNA BANKA AD BEO... RSKOBBE16946 | 4,963.00 | 20.00% 827.00 |  | 22/01/18 14:10:02 | 1 4,963.00 |
| MESSER TEHNOGAS AD RSD180... RSTGASE20818 | 15,700.00 | 0.00% 0.00 | | 22/01/10 14:10:02 | 20 314,000.00 |
| NIS A D NOVI SAD RSD500 RSNISHE79420 | 614.00 | 0.49% 3.00 |  | 22/01/18 14:10:02 | 311 190,046.00 |