

## DENA CO LTD

ISIN: JP3548610009

WKN: 2432

## Overview

2024/09/12 22:02:10

Price  
10.50 EURDifference  -0.94% (-0.10)

## General attributes

ISIN	JP3548610009
Symbol	2432
Exchange	Tradegate
Currency	EUR
Sector	-
Security type	Stock
Market cap (m)	1,276 EUR
Benchmark	NIKKEI 225

## Market data

Bid (Bid size)	10.40 EUR (320)
Ask (Ask size)	10.60 EUR (320)
Open	10.50 EUR
High	10.50 EUR
Low	10.50 EUR
Close (prev. day)	10.60 EUR
VWAP	10.40 EUR
Volume (pcs)	-
Trading volume	-
Number of trades	1
Last size	-

## Futures and Options






Related Futures	-
Related Options	-

5Y



Information about previous performance does not guarantee future performance.  
Source: FactSet

## Recent research

on market			
Date		Headline	Download
2024/09/11		Global Equity Ratings	
2024/09/05		Global Equity Ratings	
2024/08/12		Global Equity Ratings	
2024/02/22		Global Equity Ratings	
2023/10/27		Global Equity Ratings	

## Details

2024/09/12 22:02:10

## Price

10.50 EUR

Difference ▼ -0.94% (-0.10)

## General attributes

ISIN	JP3548610009
Symbol	2432
Exchange	Tradegate
Currency	EUR
Sector	-
Security type	Stock
Market cap (m)	1,276 EUR
Benchmark	NIKKEI 225

## Market data

Bid (Bid size)	10.40 EUR (320)
Ask (Ask size)	10.60 EUR (320)
Open	10.50 EUR
High	10.50 EUR
Low	10.50 EUR
Close (prev. day)	10.60 EUR
VWAP	10.40 EUR
Volume (pcs)	-
Trading volume	-
Number of trades	1
Last size	-

## Performance and Risk

	6m	1Y	3Y
Perf (%)	+17.32%	+9.38%	-34.98%
Perf (abs.)	+1.55	+0.90	-5.65
Beta	0.88	0.71	0.64
Volatility	32.66	43.72	35.82

5Y



Information about previous performance does not guarantee future performance.  
Source: FactSet

## Price data

Ø price 5 days   Ø volume 5 days (pcs.)	10.44 EUR (103)
Ø price 30 days   Ø volume 30 days (pcs.)	10.09 EUR (157)
Ø price 100 days   Ø volume 100 days (pcs.)	9.43 EUR (65)
Ø price 250 days   Ø volume 250 days (pcs.)	9.25 EUR (84)
YTD High   date	11.30 EUR (2024/02/28)
YTD Low   date	7.55 EUR (2024/02/27)
52 Weeks High   date	11.30 EUR (2024/02/28)
52 Weeks Low   date	7.55 EUR (2024/02/27)

## Arbitrage views

Exchange <span>⊕</span>	Date	Time	Price	Trading volume (mio.)	Number of trades
Tradegate	2024/09/12	22:02	10.50 EUR	0.00	1
Tokyo Stock Exchange	2024/09/12	08:00	1,641.00 JPY	9.49	1,927
Stuttgart	2024/09/12	08:05	10.30 EUR	0.00	3
Munich	2024/09/12	08:18	10.50 EUR	0.00	1
Frankfurt	2024/09/12	08:26	10.10 EUR	0.00	1

	12					
FINRA other OTC Issues	2024/09/10	18:19	11.70 USD	0.00		1
Duesseldorf	2024/09/12	19:30	10.20 EUR	0.00		6
Berlin	2024/09/12	21:05	10.50 EUR	0.00		7

## Company profile

### Company Logo



### Company Profile

-

### Contact Details

DENA CO LTD

--

----

Telefon: -

Fax: -

E-mail: -