

## TRAVELERS COMPANIES INC (THE)

ISIN: US89417E1091 WKN: 89417E109

## Overview

2024/05/06 22:00:01

Price  
215.91 USDDifference ▲ 0.96% (2.06)

## General attributes

ISIN	US89417E1091
Symbol	TRV
Exchange	NYSE
Currency	USD
Sector	Financial
Security type	Stock
Market cap (m)	45,919 EUR
Benchmark	S&P 500

## Market data

Bid (Bid size)	213.29 USD (100)
Ask (Ask size)	220.71 USD (100)
Open	215.16 USD
High	216.98 USD
Low	214.92 USD
Close (prev. day)	213.85 USD
VWAP	215.833945 USD
Volume (pcs)	668,562
Trading volume	144,290,150.08
Number of trades	17,533
Last size	-

## Futures and Options

Related Futures	15
Related Options	-









## PDF Downloads

Company report: TRAVELERS  
COMPANIES INC (THE) 

5Y

Information about previous performance does not guarantee future performance.  
Source: FactSet

## Recent research

on sector	on market		
Date	Headline		Download
2024/05/06	 Akciové trhy - denní zpráva		
2024/05/03	 Akciové trhy - denní zpráva		
2024/05/02	 Akciové trhy - denní zpráva		
2024/04/30	 Akciové trhy - denní zpráva		
2024/04/29	 Akciové trhy - denní zpráva		

## Details

2024/05/06 22:00:01

## Price

215.91 USD

Difference ▲ 0.96% (2.06)

## General attributes

ISIN	US89417E1091
Symbol	TRV
Exchange	NYSE
Currency	USD
Sector	Financial
Security type	Stock
Market cap (m)	45,919 EUR
Benchmark	S&P 500

## Market data

Bid (Bid size)	213.29 USD (100)
Ask (Ask size)	220.71 USD (100)
Open	215.16 USD
High	216.98 USD
Low	214.92 USD
Close (prev. day)	213.85 USD
VWAP	215.833945 USD
Volume (pcs)	668,562
Trading volume	144,290,150.08
Number of trades	17,533
Last size	-

## Performance and Risk

	6m	1Y	3Y
Perf (%)	+27.34%	+18.44%	+34.52%
Perf (abs.)	+46.36	+33.61	+55.41
Beta	0.34	0.37	0.50
Volatility	19.12	18.65	21.69

5Y



Information about previous performance does not guarantee future performance.  
Source: FactSet

## Price data

Ø price 5 days   Ø volume 5 days (pcs.)	213.89 USD (1,099,620)
Ø price 30 days   Ø volume 30 days (pcs.)	220.06 USD (1,332,222)
Ø price 100 days   Ø volume 100 days (pcs.)	211.39 USD (1,466,560)
Ø price 250 days   Ø volume 250 days (pcs.)	186.72 USD (1,344,686)
YTD High   date	232.75 USD (2024/04/04)
YTD Low   date	189.87 USD (2024/01/09)
52 Weeks High   date	232.75 USD (2024/04/04)
52 Weeks Low   date	157.33 USD (2023/10/24)

## Arbitrage views

Exchange <span>⊕</span>	Date	Time	Price	Trading volume (mio.)	Number of trades
Xetra	2023/11/24	17:35	162.60 EUR	0.00	2
Vienna Stock Exchange	2024/05/06	17:32	200.30 EUR	0.00	2
Tradegate	2024/05/06	22:26	200.50 EUR	0.05	10
Stuttgart	2024/05/06	08:14	198.10 EUR	0.00	3
NYSE	2024/05/06	22:00	215.91 USD	144.29	17,533

	05/06					
Munich	2024/ 05/06	08:11	200.00	EUR	0.00	2
London Stock Exchange	2024/ 03/25	15:49	225.53	USD	0.06	2
Hanover	2024/ 05/06	08:06	198.15	EUR	0.00	3
Hamburg	2024/ 05/06	08:02	198.10	EUR	0.00	3
Frankfurt	2024/ 05/06	14:46	198.55	EUR	0.01	1
Euronext Milan MTF Trading After Hours	-	-	-		0.00	-
Euronext Milan MTF Global Equity Market	2024/ 05/06	17:44	200.10	EUR	0.00	1
Duesseldorf	2024/ 05/06	08:10	197.95	EUR	0.00	3
Berlin	2024/ 05/06	08:11	198.00	EUR	0.00	2

## Company profile

### Company Logo



### Contact Details

THE TRAVELERS COS. INC.

--

485 Lexington Avenue - 10017-2630 New York

Telefon: +1-917-778-6000

Fax: +

E-mail: -

### PDF Downloads

Company report: TRAVELERS COMPANIES INC (THE)



### Company Profile

The Travelers Cos., Inc. is a holding company, which engages in the provision of commercial and personal property and casualty insurance products and services. It operates through the following business segments: Business Insurance, Bond and Specialty Insurance, and Personal Insurance. The Business Insurance segment offers an array of property and casualty insurance, and insurance related services to its customers primarily in the U.S., as well as in Canada, the United Kingdom, the Republic of Ireland and throughout other parts of the world as a corporate member of Lloyd's. The Bond and Specialty Insurance segment includes surety, fidelity, management liability, professional liability, and other property and casualty coverage and related risk management services. The Personal Insurance segment is involved in a range of property and casualty insurance products and services covering individuals' personal risks, primarily in the U.S. and Canada. The company was founded in 1853 and is headquartered in New York, NY.

### Members of Management Board

Alan Beller	Member of Board of Directors
Bridget van Kralingen	Member of Board of Directors
Clarence Otis	Member of Board of Directors
Elizabeth Robinson	Member of Board of Directors
Janet Dolan	Member of Board of Directors
Laurie Thomsen	Member of Board of Directors
Patricia Higgins	Member of Board of Directors
Philip Ruegger	Member of Board of Directors
Rafael Santana	Member of Board of Directors
Russell Golden	Member of Board of Directors
Thomas Leonardi	Member of Board of Directors
Todd Schermerhorn	Member of Board of Directors
William Kane	Member of Board of Directors
Alan D. Schnitzer	Chairman of Managing Board
Andy F. Bessette	Member of Executive Committee
Avrohom J. Kess	Member of Executive Committee
Bruce R. Jones	Member of Executive Committee
Christine Kalla	Member of Executive Committee
Dan Frey	Member of Executive

	Committee
Daniel T.H. Yin	Member of Executive Committee
David D. Rowland	Member of Executive Committee
Diane Kurtzman	Member of Executive Committee
Eric Nordquist	Member of Executive Committee
Greg Toczydlowski	Member of Executive Committee
Jeffrey P. Klenk	Member of Executive Committee