

NEL ASA

ISIN: NO0010081235

WKN: -

Overview

2024/08/07 21:49:14

5Y

Price

0.469 EUR

Difference  -2.29% (-0.01)

General attributes

ISIN NO0010081235

Symbol NEL

Exchange Stuttgart

Currency EUR

Sector Industry

Security type Stock

Market cap (m) 752 EUR

Benchmark NORWAY OSLO BORS ALL SHARE(TRG)

Market data

Bid (Bid size) - (0)

Ask (Ask size) - (0)

Open 0.4824 EUR

High 0.4889 EUR

Low 0.462 EUR

Close (prev. day) 0.48 EUR

VWAP -

Volume (pcs) 25,090

Trading volume 12,130.00

Number of trades 21

Last size 700

Futures and Options

Related Futures 30

Related Options -













Information about previous performance does not guarantee future performance.

Source: FactSet

Recent research

on sector

Date	Headline	Download
2024/07/24	 Global Equity Ratings	
2024/07/12	 Global Equity Ratings	
2024/06/21	 Global Equity Ratings	
2024/06/14	 Global Equity Ratings	
2024/05/29	 Global Equity Ratings	

Details

2024/08/07 21:49:14

Price

0.469 EUR

Difference ▼ -2.29% (-0.01)

General attributes

ISIN	NO0010081235
Symbol	NEL
Exchange	Stuttgart
Currency	EUR
Sector	Industry
Security type	Stock
Market cap (m)	752 EUR
Benchmark	NORWAY OSLO BORS ALL SHARE(TRG)

Market data

Bid (Bid size)	- (0)
Ask (Ask size)	- (0)
Open	0.4824 EUR
High	0.4889 EUR
Low	0.462 EUR
Close (prev. day)	0.48 EUR
VWAP	-
Volume (pcs)	25,090
Trading volume	12,130.00
Number of trades	21
Last size	700

Performance and Risk

	6m	1Y	3Y
Perf (%)	+19.42%	-54.88%	-63.86%
Perf (abs.)	+0.08	-0.58	-0.85
Beta	1.94	1.55	1.33
Volatility	75.84	69.35	62.50

5Y



Information about previous performance does not guarantee future performance.
Source: FactSet

Price data

Ø price 5 days Ø volume 5 days (pcs.)	0.486 EUR (99,750)
Ø price 30 days Ø volume 30 days (pcs.)	0.515 EUR (70,113)
Ø price 100 days Ø volume 100 days (pcs.)	0.488 EUR (130,251)
Ø price 250 days Ø volume 250 days (pcs.)	0.561 EUR (130,524)
YTD High date	0.751 EUR (2024/05/28)
YTD Low date	0.347 EUR (2024/02/26)
52 Weeks High date	1.070 EUR (2023/08/07)
52 Weeks Low date	0.347 EUR (2024/02/26)

All listings for NEL ASA

Exchange 📍	Date	Time	Price	Trading volume (mio.)	Number of trades
Tradegate	2024/08/07	22:26	0.4625 EUR	0.89	329
Stuttgart	2024/08/07	21:49	0.469 EUR	0.01	21
Munich	2024/08/07	21:02	0.4582 EUR	0.00	5
London Stock Exchange European Trade Reporting	2024/08/07	16:20	5.688 NOK	0.00	2
Hanover	2024/	08:01	0.4834 EUR	0.00	1

	08/07					
Hamburg	2024/ 08/07	09:42	0.4949 EUR	0.00		2
Frankfurt	2024/ 08/07	21:24	0.46 EUR	0.06		29
First North Stockholm	2024/ 08/07	18:00	5.72 NOK	0.01		3
FINRA other OTC Issues	2024/ 08/07	21:56	0.4678 USD	0.00		5
Duesseldorf	2024/ 08/07	10:30	0.4849 EUR	0.00		2
Berlin	2024/ 08/07	21:52	0.4625 EUR	0.00		19

Company profile

Company Logo



Contact Details

NEL ASA

--

Telefon: -

Fax: -

E-mail: -

Company Profile

-

Members of Management Board

Jon André Løkke Chairman of Managing Board

Anders Søreng Member of Executive Committee

Caroline Duyckaerts Member of Executive Committee

Filip Smeets Member of Executive Committee

Hans H. Hide Member of Executive Committee

Jørn Rosenlund Member of Executive Committee

Kjell Christian Bjørnsen Member of Executive Committee

Robert Borin Member of Executive Committee

Stein Ove Erdal Member of Executive Committee

Board of directors

Ole Enger Chairman of Supervisory Board

Anna Charlotta Falvin Member of Supervisory Board

Arvid Moss Member of Supervisory Board

Beatriz Malo de Molina Member of Supervisory Board

Hanne Blume Member of Supervisory Board

Jens Bjørn Staff Member of Supervisory Board

Tom Røtjer Member of Supervisory Board