

FIRST HAWAIIAN COM USD0.01

ISIN: US32051X1081 WKN: 32051X108

Overview

2024/08/16 22:02:07

Price

21.40 EUR

Difference  0.00% (0.00)

General attributes

ISIN	US32051X1081
Symbol	FHB
Exchange	Tradegate
Currency	EUR
Sector	-
Security type	Stock
Market cap (m)	2,746 EUR
Benchmark	S&P 500

Market data

Bid (Bid size)	21.20 EUR (160)
Ask (Ask size)	21.40 EUR (160)
Open	21.40 EUR
High	21.40 EUR
Low	21.40 EUR
Close (prev. day)	21.40 EUR
VWAP	21.00 EUR
Volume (pcs)	-
Trading volume	-
Number of trades	1
Last size	-

Futures and Options











Related Futures	-
Related Options	-

5Y



Information about previous performance does not guarantee future performance.
Source: FactSet

Recent research

on market			
Date		Headline	Download
2024/08/12		Global Equity Ratings	
2024/07/24		Global Equity Ratings	
2024/07/12		Global Equity Ratings	
2024/07/03		Global Strategy 3Q 2024	
2024/06/21		Global Equity Ratings	

Details

2024/08/16 22:02:07

Price

21.40 EUR

 Difference ↔ 0.00% (0.00)

General attributes

ISIN	US32051X1081
Symbol	FHB
Exchange	Tradegate
Currency	EUR
Sector	-
Security type	Stock
Market cap (m)	2,746 EUR
Benchmark	S&P 500

Market data

Bid (Bid size)	21.20 EUR (160)
Ask (Ask size)	21.40 EUR (160)
Open	21.40 EUR
High	21.40 EUR
Low	21.40 EUR
Close (prev. day)	21.40 EUR
VWAP	21.00 EUR
Volume (pcs)	-
Trading volume	-
Number of trades	1
Last size	-

Performance and Risk

	6m	1Y	3Y
Perf (%)	+5.94%	+24.42%	-9.32%
Perf (abs.)	+1.20	+4.20	-2.20
Beta	0.60	0.82	0.90
Volatility	24.50	25.19	31.13

5Y



Information about previous performance does not guarantee future performance.
Source: FactSet

Price data

Ø price 5 days Ø volume 5 days (pcs.)	21.24 EUR (1)
Ø price 30 days Ø volume 30 days (pcs.)	21.67 EUR (49)
Ø price 100 days Ø volume 100 days (pcs.)	20.19 EUR (17)
Ø price 250 days Ø volume 250 days (pcs.)	19.27 EUR (7)
YTD High date	24.20 EUR (2024/07/26)
YTD Low date	18.20 EUR (2024/06/04)
52 Weeks High date	24.20 EUR (2024/07/26)
52 Weeks Low date	16.40 EUR (2023/09/13)

Arbitrage views

Exchange ⊕	Date	Time	Price	Trading volume (mio.)	Number of trades
Tradegate	2024/08/16	22:02	21.40 EUR	0.00	1
Nasdaq	2024/08/16	22:00	23.56 USD	12.91	7,117
Munich	2024/08/16	08:08	21.20 EUR	0.00	1
Frankfurt	2024/08/16	21:55	21.20 EUR	0.00	10
Duesseldorf	2024/08/16	19:30	21.00 EUR	0.00	5

Company profile

Company Logo



Company Profile

-

Contact Details

FIRST HAWAIIAN

--

Telefon: -

Fax: -

E-mail: -