

TELEKOM SLOVENIJE NPV

ISIN: **SI0031104290** WKN: -

Overview

2024/04/29 14:06:01

Price

68.00 EUR

Difference  -0.73% (-0.50)

General attributes

ISIN SI0031104290

Symbol TLSG

Exchange Ljubljana Stock Exchange

Currency EUR

Sector -

Security type Stock

Market cap (m) 444 EUR

Benchmark MSCI WORLD INDEX (STRD, UHD)

Market data

Bid (Bid size) 68.00 EUR (504)

Ask (Ask size) 69.00 EUR (225)

Open 68.50 EUR

High 69.00 EUR

Low 68.00 EUR

Close (prev. day) 68.50 EUR

VWAP 68.450199 EUR

Volume (pcs) 251

Trading volume 17,181.00

Number of trades 4

Last size 8

Futures and Options

Related Futures -






Related Options -

5Y



Information about previous performance does not guarantee future performance.
Source: FactSet

Recent research

on market			
Date		Headline	Download
2024/04/26		Global Equity Ratings	
2024/03/26		Global Strategy 2Q 2024	
2024/03/13		Global Equity Ratings	
2024/02/22		Global Equity Ratings	
2024/02/14		Global Equity Ratings	

Details

2024/04/29 14:06:01

Price

68.00 EUR

Difference ▼ -0.73% (-0.50)

General attributes

ISIN	SI0031104290
Symbol	TLSG
Exchange	Ljubljana Stock Exchange
Currency	EUR
Sector	-
Security type	Stock
Market cap (m)	444 EUR
Benchmark	MSCI WORLD INDEX (STRD, UHD)

Market data

Bid (Bid size)	68.00 EUR (504)
Ask (Ask size)	69.00 EUR (225)
Open	68.50 EUR
High	69.00 EUR
Low	68.00 EUR
Close (prev. day)	68.50 EUR
VWAP	68.450199 EUR
Volume (pcs)	251
Trading volume	17,181.00
Number of trades	4
Last size	8

Performance and Risk

	6m	1Y	3Y
Perf (%)	+21.43%	+30.77%	+23.64%
Perf (abs.)	+12.00	+16.00	+13.00
Beta	0.17	0.19	0.19
Volatility	19.71	16.56	19.85

5Y



Information about previous performance does not guarantee future performance.
Source: FactSet

Price data

Ø price 5 days Ø volume 5 days (pcs.)	67.88 EUR (144)
Ø price 30 days Ø volume 30 days (pcs.)	70.16 EUR (874)
Ø price 100 days Ø volume 100 days (pcs.)	66.13 EUR (993)
Ø price 250 days Ø volume 250 days (pcs.)	57.24 EUR (998)
YTD High date	72.00 EUR (2024/03/18)
YTD Low date	60.00 EUR (2024/01/05)
52 Weeks High date	72.00 EUR (2024/03/18)
52 Weeks Low date	48.40 EUR (2023/09/04)

All listings for TELEKOM SLOVENIJE NPV

Exchange	Date	Time	Price	Trading volume (mio.)	Number of trades
London Stock Exchange	2019/03/29	14:20	81.90 EUR	0.00	1
Ljubljana Stock Exchange	2024/04/29	14:06	68.00 EUR	0.02	4

Company profile

Company Logo

Contact Details

TELEKOM SLOVENIJE

--

Telefon: -

Fax: -

E-mail: -

Company Profile

-