

## EVT LTD.

ISIN: AU000000EVT1

WKN: EVT

## Overview

2024/08/02 08:01:09

5Y

## Price

6.65 EUR

Difference  -2.21% (-0.15)

## General attributes

ISIN AU000000EVT1

Symbol EVT

Exchange Hamburg

Currency EUR

Sector Media / Entertainment / Recreation

Security type Stock

Market cap (m) 1,095 EUR

Benchmark ASX ALL ORDINARIES INDEX

## Market data

Bid (Bid size) -

Ask (Ask size) -

Open 6.65 EUR

High 6.65 EUR

Low 6.65 EUR

Close (prev. day) 6.80 EUR

VWAP -

Volume (pcs) 0

Trading volume 0.00

Number of trades 3

Last size 0

## Futures and Options

Related Futures -

Related Options -













Information about previous performance does not guarantee future performance.

Source: FactSet

## Recent research

on sector

Date		Headline	Download
2024/07/24		Global Equity Ratings	
2024/07/12		Global Equity Ratings	
2024/06/21		Global Equity Ratings	
2024/06/14		Global Equity Ratings	
2024/05/29		Global Equity Ratings	

## Details

2024/08/02 08:01:09

## Price

6.65 EUR

Difference ▼ -2.21% (-0.15)

## General attributes

ISIN	AU000000EVT1
Symbol	EVT
Exchange	Hamburg
Currency	EUR
Sector	Media / Entertainment / Recreation
Security type	Stock
Market cap (m)	1,095 EUR
Benchmark	ASX ALL ORDINARIES INDEX

## Market data

Bid (Bid size)	-
Ask (Ask size)	-
Open	6.65 EUR
High	6.65 EUR
Low	6.65 EUR
Close (prev. day)	6.80 EUR
VWAP	-
Volume (pcs)	0
Trading volume	0.00
Number of trades	3
Last size	0

## Performance and Risk

	6m	1Y	3Y
Perf (%)	-11.33%	-4.32%	-13.64%
Perf (abs.)	-0.85	-0.30	-1.05
Beta	0.91	1.04	1.07
Volatility	26.34	29.14	30.87

5Y



Information about previous performance does not guarantee future performance.  
Source: FactSet

## Price data

Ø price 5 days   Ø volume 5 days (pcs.)	6.74 EUR (0)
Ø price 30 days   Ø volume 30 days (pcs.)	6.79 EUR (0)
Ø price 100 days   Ø volume 100 days (pcs.)	7.00 EUR (0)
Ø price 250 days   Ø volume 250 days (pcs.)	6.91 EUR (0)
YTD High   date	7.65 EUR (2024/01/29)
YTD Low   date	6.30 EUR (2024/07/25)
52 Weeks High   date	7.65 EUR (2024/01/29)
52 Weeks Low   date	6.00 EUR (2023/10/27)

## Arbitrage views

Exchange <input type="checkbox"/>	Date	Time	Price	Trading volume (mio.)	Number of trades
Stuttgart	2024/08/02	08:42	6.70 EUR	0.00	3
Hamburg	2024/08/02	08:01	6.65 EUR	0.00	3
Frankfurt	2024/08/02	08:08	6.65 EUR	0.00	2
FINRA other OTC Issues	-	-	-	0.00	-
Australian Securities	2024/08/02	08:10	11.21 AUD	1.47	1,365



## Company profile

### Company Logo



### Company Profile

-

### Contact Details

EVT LTD.

--

----

Telefon: -

Fax: -

E-mail: -