

## MESOBLAST LTD.

ISIN: **AU000000MSB8** WKN: **MSB**

## Overview

2024/07/09 08:03:23

Price

0.585 EUR

Difference  -1.68% (-0.01)

## General attributes

ISIN AU000000MSB8

Symbol MSB

Exchange Hamburg

Currency EUR

Sector Chemical / Pharmaceutical / Health

Security type Stock

Market cap (m) 778 EUR

Benchmark ASX ALL ORDINARIES INDEX

## Market data

Bid (Bid size) -

Ask (Ask size) -

Open 0.585 EUR

High 0.585 EUR

Low 0.585 EUR

Close (prev. day) 0.595 EUR

VWAP -

Volume (pcs) 0

Trading volume 0.00

Number of trades 3

Last size 0

## Futures and Options

Related Futures -

Related Options -











5Y



Information about previous performance does not guarantee future performance.  
Source: FactSet

## Recent research

on sector

Date	Headline	Download
2024/06/21	 Global Equity Ratings	
2024/06/14	 Global Equity Ratings	
2024/05/29	 Global Equity Ratings	
2024/04/26	 Global Equity Ratings	
2024/04/03	 Global Equity Ratings	

## Details

2024/07/09 08:03:23

## Price

0.585 EUR

Difference ▼ -1.68% (-0.01)

## General attributes

ISIN AU000000MSB8

Symbol MSB

Exchange Hamburg

Currency EUR

Sector Chemical / Pharmaceutical / Health

Security type Stock

Market cap (m) 778 EUR

Benchmark ASX ALL ORDINARIES INDEX

## Market data

Bid (Bid size) -

Ask (Ask size) -

Open 0.585 EUR

High 0.585 EUR

Low 0.585 EUR

Close (prev. day) 0.595 EUR

VWAP -

Volume (pcs) 0

Trading volume 0.00

Number of trades 3

Last size 0

## Performance and Risk

	6m	1Y	3Y
Perf (%)	+277.42%	-12.69%	-52.82%
Perf (abs.)	+0.43	-0.09	-0.66
Beta	0.89	1.12	1.27
Volatility	-	208.72	118.28

5Y



Information about previous performance does not guarantee future performance.  
Source: FactSet

## Price data

Ø price 5 days   Ø volume 5 days (pcs.)	0.568 EUR (0)
Ø price 30 days   Ø volume 30 days (pcs.)	0.637 EUR (0)
Ø price 100 days   Ø volume 100 days (pcs.)	0.617 EUR (0)
Ø price 250 days   Ø volume 250 days (pcs.)	0.393 EUR (0)
YTD High   date	0.760 EUR (2024/05/29)
YTD Low   date	0.153 EUR (2024/01/03)
52 Weeks High   date	0.830 EUR (2023/07/14)
52 Weeks Low   date	0.153 EUR (2024/01/03)

## Arbitrage views

Exchange <input type="checkbox"/>	Date	Time	Price	Trading volume (mio.)	Number of trades
Tradegate	2024/07/09	22:02	0.68 EUR	0.00	1
Stuttgart	2024/07/09	10:33	0.66 EUR	0.00	4
Munich	2024/07/09	08:02	0.66 EUR	0.00	2
Hamburg	2024/07/09	08:03	0.585 EUR	0.00	3
Frankfurt	2024/07/09	09:59	0.585 EUR	0.00	4

	02					
FINRA other OTC Issues	2024/06/27	18:12	0.66 USD	0.01		6
Berlin	2024/07/09	21:46	0.68 EUR	0.00		11
Australian Securities Exchange	2024/07/09	08:10	1.095 AUD	14.58		3,851

## Company profile

### Company Logo



### Company Profile

-

### Contact Details

MESOBLAST

--

----

Telefon: -

Fax: -

E-mail: -