

MESOBLAST LTD.

ISIN: **AU000000MSB8** WKN: **MSB**

Overview

2024/04/26 08:00:35

Price

0.535 EUR

Difference  0.94% (0.01)

General attributes

ISIN AU000000MSB8

Symbol MSB

Exchange Hamburg

Currency EUR

Sector Chemical / Pharmaceutical / Health

Security type Stock

Market cap (m) 649 EUR

Benchmark ASX ALL ORDINARIES INDEX

Market data

Bid (Bid size) -

Ask (Ask size) -

Open 0.535 EUR

High 0.535 EUR

Low 0.535 EUR

Close (prev. day) 0.53 EUR

VWAP -

Volume (pcs) 0

Trading volume 0.00

Number of trades 3

Last size 0

Futures and Options

Related Futures -

Related Options -

5Y













Information about previous performance does not guarantee future performance.

Source: FactSet

Recent research

on sector

Date	Headline	Download
2024/04/26	 Global Equity Ratings	
2024/04/03	 Global Equity Ratings	
2024/03/13	 Global Equity Ratings	
2024/02/22	 Global Equity Ratings	
2024/02/14	 Global Equity Ratings	

Details

2024/04/26 08:00:35

Price

0.535 EUR

Difference ▲ 0.94% (0.01)

General attributes

ISIN AU000000MSB8

Symbol MSB

Exchange Hamburg

Currency EUR

Sector Chemical / Pharmaceutical / Health

Security type Stock

Market cap (m) 649 EUR

Benchmark ASX ALL ORDINARIES INDEX

Market data

Bid (Bid size) -

Ask (Ask size) -

Open 0.535 EUR

High 0.535 EUR

Low 0.535 EUR

Close (prev. day) 0.53 EUR

VWAP -

Volume (pcs) 0

Trading volume 0.00

Number of trades 3

Last size 0

Performance and Risk

	6m	1Y	3Y
Perf (%)	+183.07%	+3.88%	-58.43%
Perf (abs.)	+0.35	+0.02	-0.75
Beta	1.26	1.32	1.33
Volatility	303.69	204.82	116.37

5Y



Information about previous performance does not guarantee future performance.
Source: FactSet

Price data

Ø price 5 days | Ø volume 5 days (pcs.) 0.513 EUR (0)

Ø price 30 days | Ø volume 30 days (pcs.) - EUR (-)

Ø price 100 days | Ø volume 100 days (pcs.) 0.352 EUR (0)

Ø price 250 days | Ø volume 250 days (pcs.) 0.402 EUR (0)

YTD High | date 0.535 EUR (2024/04/26)

YTD Low | date 0.153 EUR (2024/01/03)

52 Weeks High | date 0.830 EUR (2023/07/14)

52 Weeks Low | date 0.153 EUR (2024/01/03)

Arbitrage views

Exchange ⊕	Date	Time	Price	Trading volume (mio.)	Number of trades
Tradegate	2024/04/26	22:02	0.57 EUR	0.00	1
Stuttgart	2024/04/26	10:33	0.55 EUR	0.00	4
Munich	2024/04/26	08:00	0.55 EUR	0.00	2
Hamburg	2024/04/26	08:00	0.535 EUR	0.00	3
Frankfurt	2024/	15:29	0.545 EUR	0.00	5

	04/26					
FINRA other OTC Issues	2024/04/23	16:20	0.6051 USD	0.00		4
Berlin	2024/04/26	21:46	0.565 EUR	0.00		10
Australian Securities Exchange	2024/04/26	08:10	0.93 AUD	7.90		1,547

Company profile

Company Logo



Company Profile

-

Contact Details

MESOBLAST

--

Telefon: -

Fax: -

E-mail: -