

SINGAPORE DOLLAR / SERBIAN DINAR (SGD/RSD)

2024/10/19 06:50:14

Price

81.89068 RSD1 SGD = 81.89068 RSD
1 RSD = 0.01221 SGD

Difference

 0.01%
(0.01)

General attributes

Exchange rate

-

Exchange

over the counter World

Security type

Currency

Market data

Open

81.89068 RSD

High

81.89068 RSD

Performance and Risk

	6m	1Y	3Y
Perf (%)	+1.62%	+1.49%	+9.44%
Perf (abs.)	+1.30	+1.20	+7.06
Beta	-	-	-
Volatility	3.46	3.33	4.45

Futures and Options

Related Futures

-

Related Options

-

5Y












Please pay attention to currency units, monitor purchase and sale prices. Some currencies are quoted in other units.
Source: FactSet

Price data

Ø price 5 days Ø volume 5 days (pcs.)	81.82953 RSD (0)
Ø price 30 days Ø volume 30 days (pcs.)	81.43572 RSD (0)
Ø price 100 days Ø volume 100 days (pcs.)	80.73512 RSD (0)
Ø price 250 days Ø volume 250 days (pcs.)	80.38324 RSD (0)
YTD High date	82.05030 RSD (2024/10/16)
YTD Low date	79.41780 RSD (2024/06/04)
52 Weeks High date	82.05030 RSD (2024/10/16)
52 Weeks Low date	79.41780 RSD (2024/06/04)

Recent research

on market

Date	Headline	Download
2024/10/18	 Ranní restart	
2024/10/17	 Ranní restart	
2024/10/16	 Ceny zemědělských výrobců se zvýšily	
2024/10/16	 Ranní restart	
2024/10/15	 Ranní restart: Nobelova cena pro prosperitu, demok...	