

## SINGAPORE DOLLAR / SERBIAN DINAR (SGD/RSD)

2024/08/16 13:00:40

Price

**80.47454** RSD1 SGD = 80.47454 RSD  
1 RSD = 0.01243 SGD

Difference

 0.12%  
(0.10)

## General attributes

Exchange rate

-

Exchange

over the counter World

Security type

Currency

## Market data

Open

80.38735 RSD

High

80.47454 RSD

## Performance and Risk

	6m	1Y	3Y
Perf (%)	-0.19%	+1.93%	+9.57%
Perf (abs.)	-0.15	+1.52	+7.02
Beta	-	-	-
Volatility	2.48	3.11	4.37

## Futures and Options

Related Futures

-

Related Options

-

5Y












Please pay attention to currency units, monitor purchase and sale prices. Some currencies are quoted in other units.  
Source: FactSet

## Price data

Ø price 5 days   Ø volume 5 days (pcs.)	80.52144 RSD (0)
Ø price 30 days   Ø volume 30 days (pcs.)	80.25963 RSD (0)
Ø price 100 days   Ø volume 100 days (pcs.)	80.08006 RSD (0)
Ø price 250 days   Ø volume 250 days (pcs.)	80.18825 RSD (0)
YTD High   date	81.05329 RSD (2024/08/02)
YTD Low   date	79.41780 RSD (2024/06/04)
52 Weeks High   date	81.34963 RSD (2023/10/15)
52 Weeks Low   date	78.76650 RSD (2023/08/16)

## Recent research

on market

Date	Headline	Download
2024/08/16	 Ranní restart	
2024/08/15	 Měsíčník EU aktualit, číslo 250, červenec 2024	
2024/08/15	 Ranní restart	
2024/08/14	 CEE Special Report   Social Development Goals in t...	
2024/08/14	 Ranní restart	