

## SINGAPORE DOLLAR / SERBIAN DINAR (SGD/RSD)

2024/07/17 12:00:39

Price

**79.58619** RSD

1 SGD = 79.58619 RSD

1 RSD = 0.01257 SGD

Difference

 -0.03%  
(-0.03)

## General attributes

Exchange rate

-

Exchange

over the counter World

Security type

Currency

## Market data

Open

79.61716 RSD

High

79.71853 RSD

## Performance and Risk

	6m	1Y	3Y
Perf (%)	-0.49%	+1.16%	+8.73%
Perf (abs.)	-0.39	+0.91	+6.39
Beta	-	-	-
Volatility	2.36	3.20	4.37

## Futures and Options

Related Futures

-

Related Options

-

5Y












Please pay attention to currency units, monitor purchase and sale prices. Some currencies are quoted in other units.  
Source: FactSet

## Price data

Ø price 5 days   Ø volume 5 days (pcs.)	79.71185 RSD (0)
Ø price 30 days   Ø volume 30 days (pcs.)	80.11308 RSD (0)
Ø price 100 days   Ø volume 100 days (pcs.)	80.08696 RSD (0)
Ø price 250 days   Ø volume 250 days (pcs.)	80.17791 RSD (0)
YTD High   date	80.87237 RSD (2024/02/06)
YTD Low   date	79.41780 RSD (2024/06/04)
52 Weeks High   date	81.34963 RSD (2023/10/15)
52 Weeks Low   date	78.42539 RSD (2023/07/19)

## Recent research

on market

Date	Headline	Download
2024/07/17	 Ranní restart	
2024/07/16	 Ranní restart: bydlení v ČR, násilí a kabely	
2024/07/15	 Ranní restart: atentát, sjezd a polarizace	
2024/07/15	 Data mix in the week to come	
2024/07/12	 Ranní restart	