

SINGAPORE DOLLAR / SERBIAN DINAR (SGD/RSD)

2024/04/20 06:21:09

Price

80.48811 RSD

1 SGD = 80.48811 RSD

1 RSD = 0.01242 SGD

Difference

 -0.01%
(-0.01)

General attributes

Exchange rate

-

Exchange

over the counter World

Security type

Currency

Market data

Open

80.48811 RSD

High

80.48811 RSD

Performance and Risk

	6m	1Y	3Y
Perf (%)	+0.02%	+0.69%	+9.42%
Perf (abs.)	+0.01	+0.55	+6.93
Beta	-	-	-
Volatility	3.22	3.45	4.45

Futures and Options

Related Futures

-

Related Options

-

5Y












Please pay attention to currency units, monitor purchase and sale prices. Some currencies are quoted in other units.
Source: FactSet

Price data

Ø price 5 days Ø volume 5 days (pcs.)	80.53517 RSD (0)
Ø price 30 days Ø volume 30 days (pcs.)	80.21081 RSD (0)
Ø price 100 days Ø volume 100 days (pcs.)	80.26551 RSD (0)
Ø price 250 days Ø volume 250 days (pcs.)	80.26179 RSD (0)
YTD High date	80.87237 RSD (2024/02/06)
YTD Low date	79.75448 RSD (2024/04/04)
52 Weeks High date	81.34963 RSD (2023/10/15)
52 Weeks Low date	78.42539 RSD (2023/07/19)

Recent research

on market

Date	Headline	Download
2024/04/19	 CZ Ranní restart	
2024/04/17	 Ranní restart	
2024/04/16	 CZ Ranní restart	
2024/04/15	 Croatia Special Report What's behind Croatia's e...	
2024/04/15	 Ranní restart: běžák, obezita, Londýn, soláry a tř...	