

ROMANIAN LEU / SERBIAN DINAR (RON/RSD)

2024/07/26 23:18:13

Price

23.59101 RSD

1 RON = 23.59101 RSD

1 RSD = 0.04239 RON

Difference

 0.31%
(0.07)

General attributes

Exchange rate

-

Exchange

over the counter World

Security type

Currency

Market data

Open

23.5303 RSD

High

23.64864 RSD

Performance and Risk

	6m	1Y	3Y
Perf (%)	+0.13%	-0.92%	-1.32%
Perf (abs.)	+0.03	-0.22	-0.32
Beta	-	-	-
Volatility	7.50	8.13	10.57

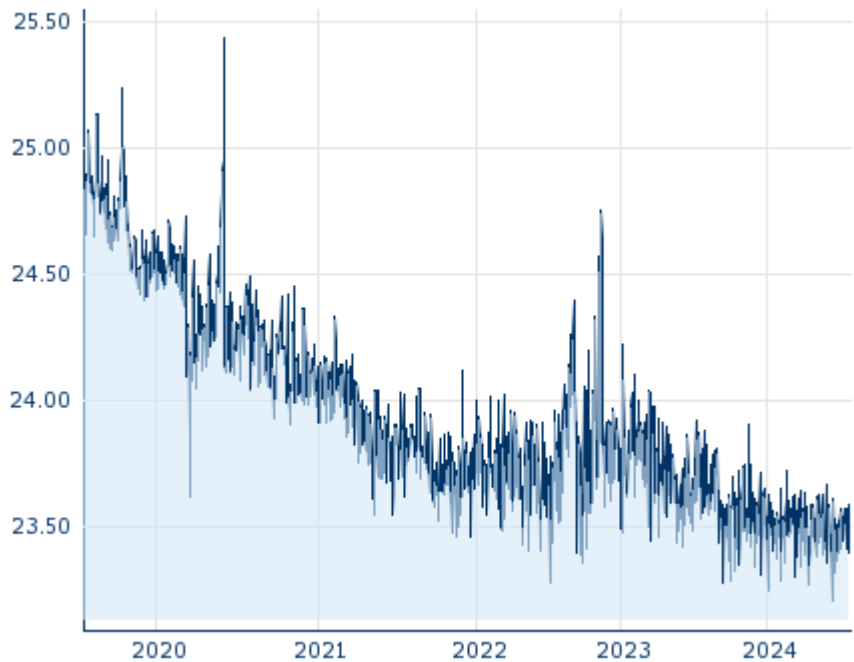
Futures and Options

Related Futures

-

Related Options

-






















5Y

Please pay attention to currency units, monitor purchase and sale prices. Some currencies are quoted in other units.
Source: FactSet

Price data

Ø price 5 days Ø volume 5 days (pcs.)	23.49487 RSD (0)
Ø price 30 days Ø volume 30 days (pcs.)	23.50398 RSD (0)
Ø price 100 days Ø volume 100 days (pcs.)	23.48873 RSD (0)
Ø price 250 days Ø volume 250 days (pcs.)	23.49969 RSD (0)
YTD High date	23.78693 RSD (2024/02/16)
YTD Low date	23.15904 RSD (2024/06/10)
52 Weeks High date	23.91785 RSD (2023/11/15)
52 Weeks Low date	23.15904 RSD (2024/06/10)

Recent research

on instrument	on market		
Date		Headline	Download
2024/07/25	  	CEE Special Report Can we work more for longer?	
2024/07/22	  	Will Hungarian central bank pause or continue with...	
2024/07/15	  	Data mix in the week to come	
2024/07/12	  	Bumpy recovery of manufacturing	
2024/07/11	  	June CPI falls further to 4.9% y/y	