

SERBIAN DINAR / ROMANIAN LEU (RSD/RON)

2024/07/28 01:23:36

Price
0.04266 RON
 1 RSD = 0.04266 RON
 1 RON = 23.44229 RSD

Difference ▲ 0.63% (0.00)

General attributes

Exchange rate -
Exchange over the counter World
Security type Currency

Market data

Open 0.04266 RON
High 0.04266 RON

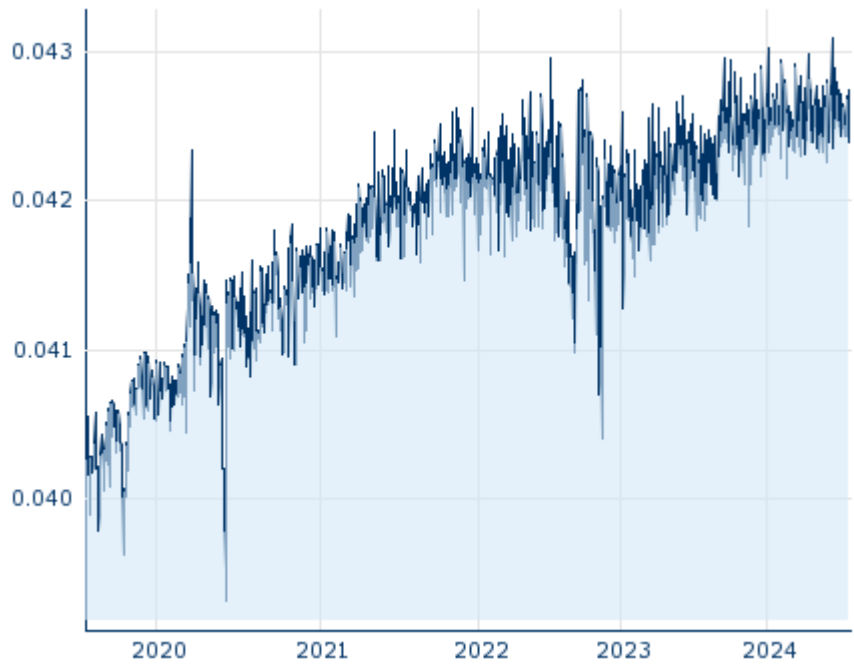
Performance and Risk

	6m	1Y	3Y
Perf (%)	-0.13%	+0.93%	+1.34%
Perf (abs.)	+0.00	+0.00	+0.00
Beta	-	-	-
Volatility	7.50	8.13	10.57

Futures and Options

Related Futures -
Related Options -

5Y






















Please pay attention to currency units, monitor purchase and sale prices. Some currencies are quoted in other units.
 Source: FactSet

Price data

Ø price 5 days Ø volume 5 days (pcs.)	0.04256 RON (0)
Ø price 30 days Ø volume 30 days (pcs.)	0.04255 RON (0)
Ø price 100 days Ø volume 100 days (pcs.)	0.04257 RON (0)
Ø price 250 days Ø volume 250 days (pcs.)	0.04255 RON (0)
YTD High date	0.04318 RON (2024/06/10)
YTD Low date	0.04204 RON (2024/02/16)
52 Weeks High date	0.04318 RON (2024/06/10)
52 Weeks Low date	0.04181 RON (2023/11/15)

Recent research

on instrument		on market	
Date		Headline	Download
2024/07/25	  	CEE Special Report Can we work more for longer?	
2024/07/22	  	Will Hungarian central bank pause or continue with...	
2024/07/15	  	Data mix in the week to come	
2024/07/12	  	Bumpy recovery of manufacturing	
2024/07/11	  	June CPI falls further to 4.9% y/y	