


# SERBIAN DINAR / FORINT (RSD/HUF)

2024/07/31 20:00:40

**Price**  
**3.37731** HUF

1 RSD = 3.37731 HUF  
1 HUF = 0.29609 RSD

**Difference**  **-0.23%**  
**(-0.01)**

### General attributes

**Exchange rate** -  
**Exchange** over the counter World  
**Security type** Currency

### Market data

**Open** 3.38681 HUF  
**High** 3.39319 HUF

### Performance and Risk

	6m	1Y	3Y
<b>Perf (%)</b>	+2.40%	+2.90%	+11.08%
<b>Perf (abs.)</b>	+0.08	+0.10	+0.34
<b>Beta</b>	-	-	-
<b>Volatility</b>	4.98	5.87	9.06

### Futures and Options

**Related Futures** -  
**Related Options** -

5Y

















Please pay attention to currency units, monitor purchase and sale prices. Some currencies are quoted in other units.  
Source: FactSet

### Price data

Ø price 5 days   Ø volume 5 days (pcs.)	3.36240 HUF (0)
Ø price 30 days   Ø volume 30 days (pcs.)	3.36135 HUF (0)
Ø price 100 days   Ø volume 100 days (pcs.)	3.35083 HUF (0)
Ø price 250 days   Ø volume 250 days (pcs.)	3.32911 HUF (0)
<b>YTD High   date</b>	3.42629 HUF (2024/06/14)
<b>YTD Low   date</b>	3.22392 HUF (2024/01/11)
<b>52 Weeks High   date</b>	3.42629 HUF (2024/06/14)
<b>52 Weeks Low   date</b>	3.20872 HUF (2023/11/15)

### Recent research

on instrument	on market		
Date		Headline	Download
2024/07/30	 	The economy shrank in the second quarter	
2024/07/30	 	Huge negative surprise for the second quarter	
2024/07/29	 	Flash 2Q24 GDP estimate and July's inflation	
2024/07/25	 	CEE Special Report   Can we work more for longer?	
2024/07/23	 	Improved risk assessment enabled a rate cut in Jul...	