


SERBIAN DINAR / CZECH KORUNA (RSD/CZK)

2024/07/27 06:00:02

Price
0.21684 CZK
 1 RSD = 0.21684 CZK
 1 CZK = 4.61178 RSD

Difference  **-0.11%**
 (-0.00)

General attributes

Exchange rate -
Exchange over the counter World
Security type Currency

Market data

Open 0.21684 CZK
High 0.21684 CZK

Performance and Risk

| | 6m | 1Y | 3Y |
|--------------------|--------|--------|--------|
| Perf (%) | +2.55% | +5.53% | -0.82% |
| Perf (abs.) | +0.01 | +0.01 | +0.00 |
| Beta | - | - | - |
| Volatility | 3.69 | 4.24 | 4.87 |

Futures and Options

Related Futures -
Related Options -

5Y













Please pay attention to currency units, monitor purchase and sale prices. Some currencies are quoted in other units.
 Source: FactSet

Price data

| | |
|---|--------------------------|
| Ø price 5 days Ø volume 5 days (pcs.) | 0.21722 CZK (0) |
| Ø price 30 days Ø volume 30 days (pcs.) | 0.21619 CZK (0) |
| Ø price 100 days Ø volume 100 days (pcs.) | 0.21386 CZK (0) |
| Ø price 250 days Ø volume 250 days (pcs.) | 0.21349 CZK (0) |
| YTD High date | 0.21820 CZK (2024/02/19) |
| YTD Low date | 0.20951 CZK (2024/01/10) |
| 52 Weeks High date | 0.21820 CZK (2024/02/19) |
| 52 Weeks Low date | 0.20360 CZK (2023/09/03) |

Recent research

| on instrument | on market | | |
|---------------|---|--|---|
| Date | Headline | | Download |
| 2024/07/26 |  Trendovník: Roboti od Muska, továrna bez lidí od X... | |  |
| 2024/07/26 |  Akciové trhy - denní zpráva | |  |
| 2024/07/25 |  CEE Special Report Can we work more for longer? | |  |
| 2024/07/25 |  Akciové trhy - denní zpráva | |  |
| 2024/07/25 |  CZ Ranní restart | |  |