

ALIMERA SCIENCES INC.

ISIN: **US0162592028** WKN: **016259202**

Overview

2024/09/06 21:33:55

Price
4.905 EURDifference  1.45% (0.07)

General attributes

ISIN	US0162592028
Symbol	ALIM
Exchange	Stuttgart
Currency	EUR
Sector	Chemical / Pharmaceutical / Health
Security type	Stock
Market cap (m)	271 EUR
Benchmark	S&P 500

Market data

Bid (Bid size)	- (0)
Ask (Ask size)	- (0)
Open	4.80 EUR
High	4.905 EUR
Low	4.80 EUR
Close (prev. day)	4.835 EUR
VWAP	-
Volume (pcs)	0
Trading volume	0.00
Number of trades	7
Last size	0

Futures and Options











Related Futures	-
Related Options	-

5Y



Information about previous performance does not guarantee future performance.
Source: FactSet

Recent research

on sector		on market	
Date		Headline	Download
2024/09/11		Global Equity Ratings	
2024/09/05		Global Equity Ratings	
2024/08/12		Global Equity Ratings	
2024/07/24		Global Equity Ratings	
2024/07/12		Global Equity Ratings	

Details

2024/09/06 21:33:55

Price

4.905 EUR

Difference ▲ 1.45% (0.07)

General attributes

ISIN	US0162592028
Symbol	ALIM
Exchange	Stuttgart
Currency	EUR
Sector	Chemical / Pharmaceutical / Health
Security type	Stock
Market cap (m)	271 EUR
Benchmark	S&P 500

Market data

Bid (Bid size)	- (0)
Ask (Ask size)	- (0)
Open	4.80 EUR
High	4.905 EUR
Low	4.80 EUR
Close (prev. day)	4.835 EUR
VWAP	-
Volume (pcs)	0
Trading volume	0.00
Number of trades	7
Last size	0

Performance and Risk

	6m	1Y	3Y
Perf (%)	+45.55%	+72.11%	-0.71%
Perf (abs.)	+1.54	+2.06	-0.04
Beta	-	-	-
Volatility	92.13	80.78	83.45

5Y



Information about previous performance does not guarantee future performance.
Source: FactSet

Price data

Ø price 5 days Ø volume 5 days (pcs.)	4.851 EUR (0)
Ø price 30 days Ø volume 30 days (pcs.)	4.897 EUR (0)
Ø price 100 days Ø volume 100 days (pcs.)	3.997 EUR (0)
Ø price 250 days Ø volume 250 days (pcs.)	3.497 EUR (20)
YTD High date	5.000 EUR (2024/06/26)
YTD Low date	2.520 EUR (2024/06/12)
52 Weeks High date	5.000 EUR (2024/06/26)
52 Weeks Low date	2.350 EUR (2023/10/16)

Arbitrage views

Exchange	Date	Time	Price	Trading volume (mio.)	Number of trades
Tradegate	2024/09/06	22:02	5.03 EUR	0.00	1
Stuttgart	2024/09/06	21:33	4.905 EUR	0.00	7
Nasdaq	2024/09/13	22:00	5.54 USD	14.85	3,276
Frankfurt	2024/09/06	21:55	4.725 EUR	0.00	10
Duesseldorf	2024/09/06	19:30	4.99 EUR	0.00	6
Berlin	2024/09/06	08:01	4.865 EUR	0.00	3

Company profile

Company Logo



Company Profile

-

Contact Details

ALIMERA SCIENCES INC

--

Telefon: -

Fax: -

E-mail: -