

## BAIJAYUN GROUP LTD. CLASS A

ISIN: KYG0704V2022

WKN: G0704V202

## Overview

2024/06/07 21:55:01

Price  
4.75 EURDifference  6.74% (0.30)

## General attributes

ISIN KYG0704V2022

Symbol RTC

Exchange Frankfurt

Currency EUR

Sector Media / Entertainment /  
Recreation

Security type Stock

Market cap (m) 86 EUR

Benchmark MSCI WORLD INDEX (STRD,  
UHD)

## Market data

Bid (Bid size) -

Ask (Ask size) -

Open 3.925 EUR

High 4.975 EUR

Low 3.925 EUR

Close (prev. day) 4.45 EUR

VWAP 4.65 EUR

Volume (pcs) 12

Trading volume 56.73

Number of trades 1

Last size 0

## Futures and Options

Related Futures -

Related Options -

5Y













Information about previous performance does not guarantee future performance.

Source: FactSet

## Recent research

on sector

Date		Headline	Download
2024/08/12		Global Equity Ratings	
2024/07/24		Global Equity Ratings	
2024/07/12		Global Equity Ratings	
2024/06/21		Global Equity Ratings	
2024/06/14		Global Equity Ratings	

## Details

2024/06/07 21:55:01

**Price**  
4.75 EUR

**Difference** ▲ 6.74% (0.30)

## General attributes

ISIN	KYG0704V2022
Symbol	RTC
Exchange	Frankfurt
Currency	EUR
Sector	Media / Entertainment / Recreation
Security type	Stock
Market cap (m)	86 EUR
Benchmark	MSCI WORLD INDEX (STRD, UHD)

## Market data

Bid (Bid size)	-
Ask (Ask size)	-
Open	3.925 EUR
High	4.975 EUR
Low	3.925 EUR
Close (prev. day)	4.45 EUR
VWAP	4.65 EUR
Volume (pcs)	12
Trading volume	56.73
Number of trades	1
Last size	0

## Performance and Risk

	6m	1Y	3Y
Perf (%)	-33.10%	-86.71%	-85.50%
Perf (abs.)	-2.35	-31.00	-28.00
Beta	0.19	1.00	0.52
Volatility	294.42	215.25	146.96

5Y



Information about previous performance does not guarantee future performance.  
Source: FactSet

## Price data

Ø price 5 days   Ø volume 5 days (pcs.)	4.25 EUR (2)
Ø price 30 days   Ø volume 30 days (pcs.)	4.99 EUR (2)
Ø price 100 days   Ø volume 100 days (pcs.)	5.59 EUR (46)
Ø price 250 days   Ø volume 250 days (pcs.)	13.83 EUR (19)
YTD High   date	35.50 EUR (2024/01/29)
YTD Low   date	2.53 EUR (2024/05/23)
52 Weeks High   date	39.75 EUR (2023/06/12)
52 Weeks Low   date	2.53 EUR (2024/05/23)

## Arbitrage views

Exchange	Date	Time	Price	Trading volume (mio.)	Number of trades
Stuttgart	2024/06/07	08:08	4.50 EUR	0.00	3
Nasdaq	2024/08/21	22:30	8.30 USD	0.12	299
Frankfurt	2024/06/07	21:55	4.75 EUR	0.00	1
Berlin	2024/06/07	20:08	5.15 EUR	0.00	11

## Company profile

### Company Logo



### Company Profile

-

### Contact Details

BAIJIAYUN GROUP

--

Zhongguancun Software Park, Building 2,  
Block 2C -- Beijing, Haidian District

Telefon: +86 4000-369-100

Fax: -

E-mail: -